

Finding Budget and Fund Status Reports in FBMS

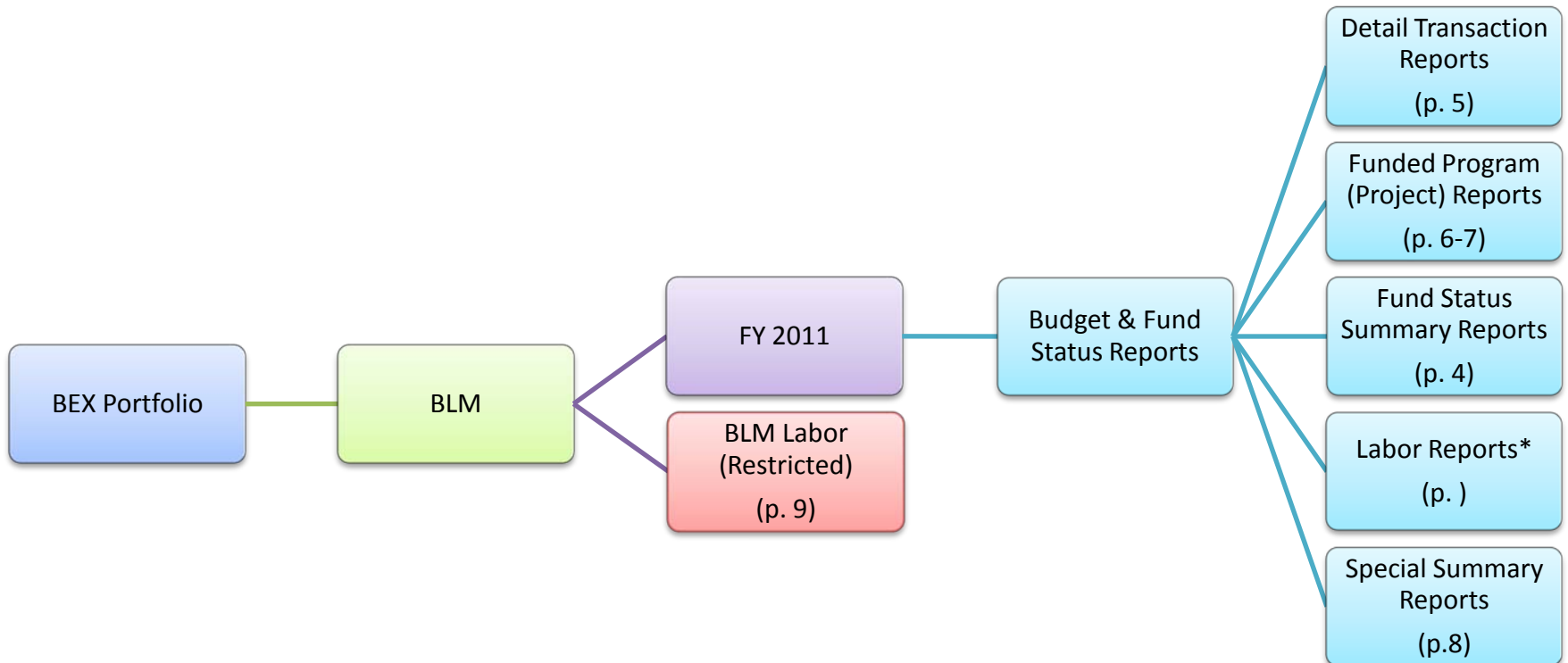
Part 1. Following Breadcrumbs	Page 2
Part 2. Running Report Queries	Page 11
Part 3. Then and Now	Page 46

MIS FY 2008 and earlier vs. FBMS FY 2011

Finding Budget and Fund Status Reports in FBMS - Current Paths

Part 1. Following Breadcrumbs FY 2011

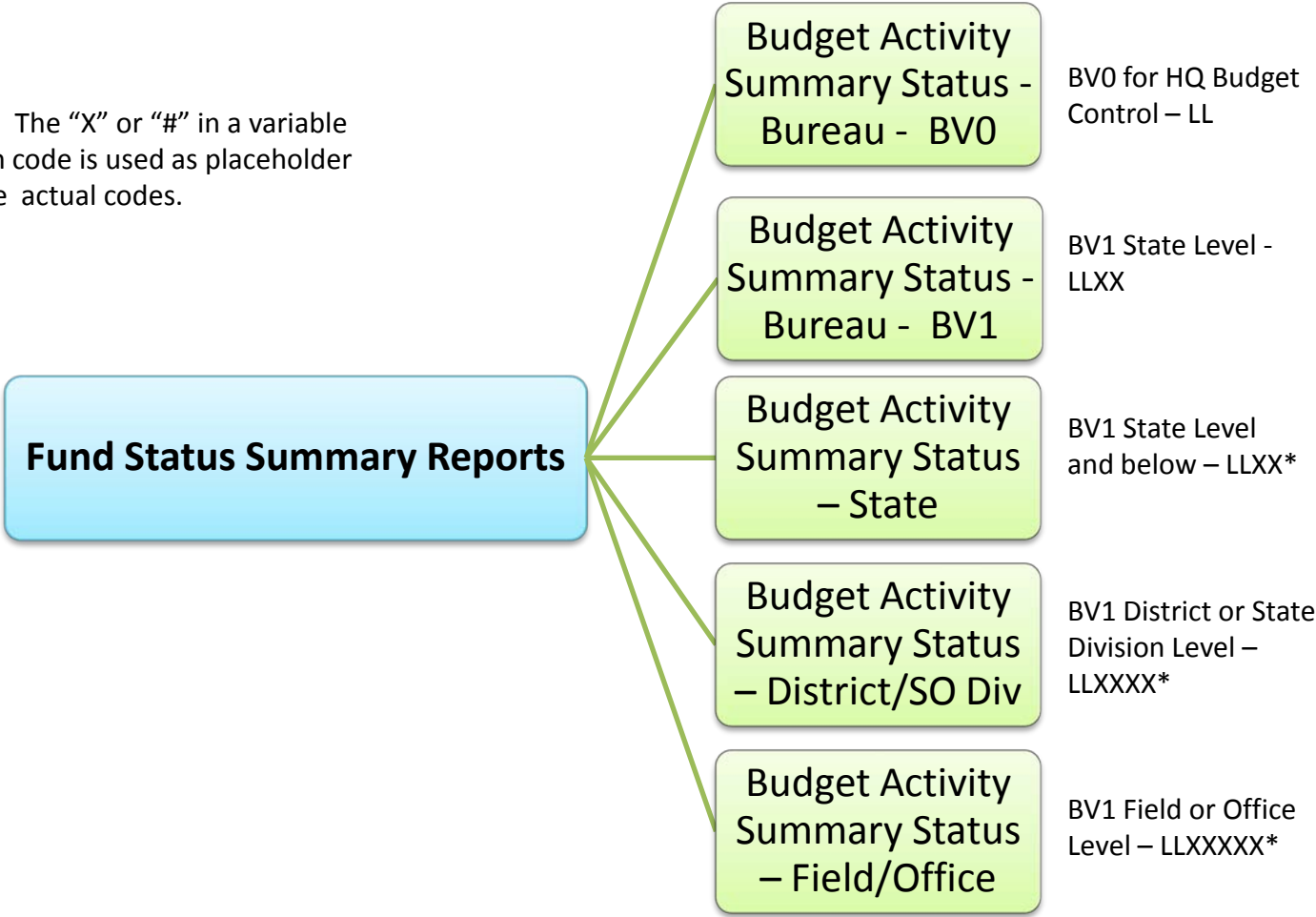
EMIS>BEX Portfolio>BLM>FY2011> Budget & Fund Status Reports



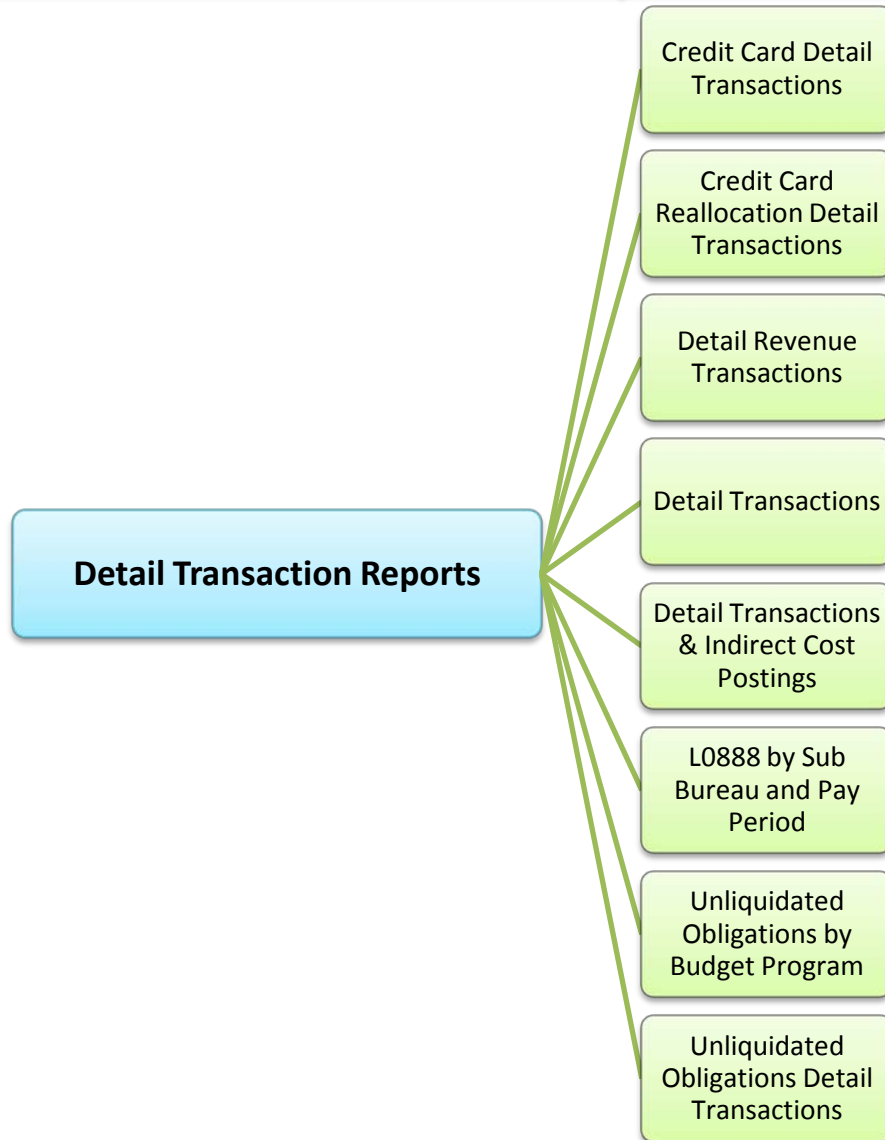
*Labor Summary reports to be developed in the future.

EMIS>BEX Portfolio>BLM>FY2011>
Budget & Fund Status Reports>
Fund Status Summary Reports

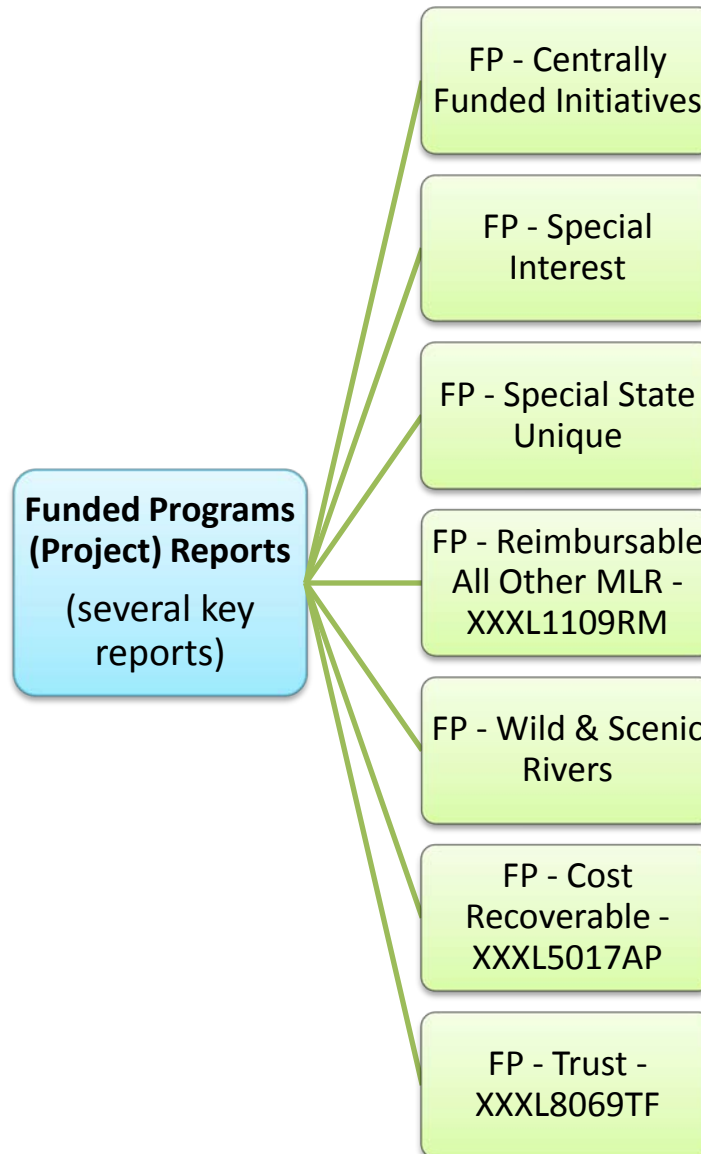
NOTE: The “X” or “#” in a variable screen code is used as placeholder for the actual codes.



EMIS>BEX Portfolio>BLM>FY2011>
Budget & Fund Status Reports>
Detail Transaction Reports



EMIS>BEX Portfolio>BLM>FY2011>Budget & Fund Status Reports>
Funded Programs (FP) (Project) Reports



EMIS>BEX Portfolio>BLM>FY 2011>Budget & Fund Status Reports> Funded Program (Project) Reports Complete List

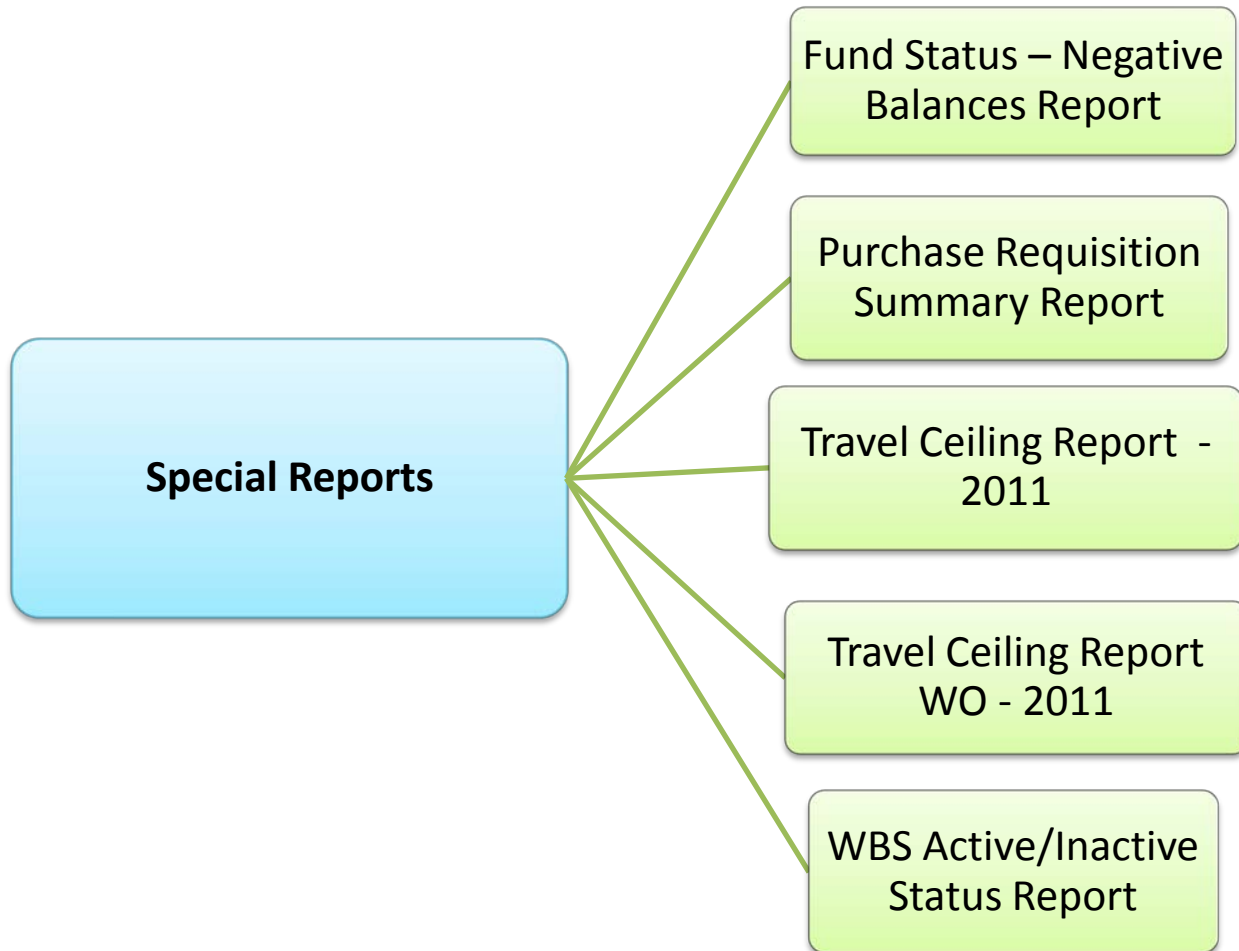
In the future, the words “Funded Program” will be abbreviated to “FP” in report titles.



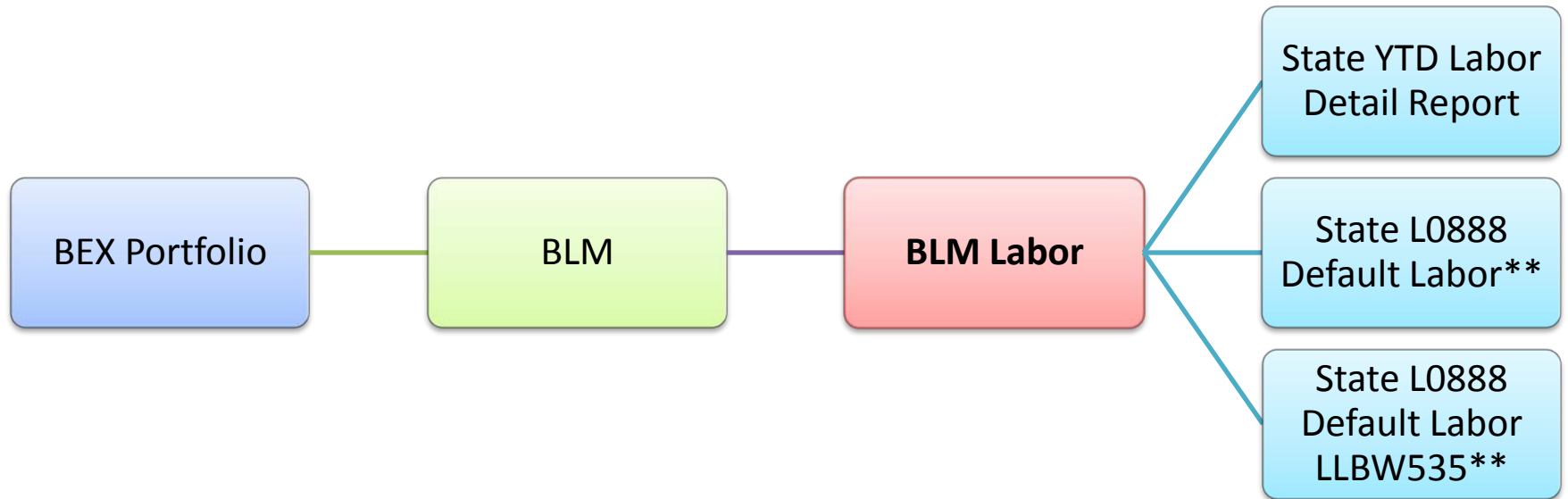
FP - Centrally Funded Initiatives
FP - Construction & Deferred Maint
FP - Cost Recoverable - XXL5017AP
FP - Fire
FP - Land Acquisition
FP - Master Agrmnts-L5103 - XXXL5017AP
FP - Nat'l Scenic & Historic Trails
FP - Rec Fee Program – XXXL5413AR
FP - Reimbursable Cadastral Survey - XXL1109RM
FP - Reimbursable Fire – XXXL1125RM
FP - Reimbursables All Other – MLR – XXXL1109RM
FP - Special Interest
FP - Special State Unique
FP - Trust - XXXL8069TF
FP - Wild & Scenic Rivers
Funded Program - Assets Under Construction (AUC)
Funded Program - Exhibit 53
Funded Program - Non-Exhibit 53
Funded Program – Software in Development
Funded Program - XXXL1109CS - Comm Sites
Funded Program - XXXL1109HB - Wild Horse & Burro
Funded Program - XXXL1109HF - MLR Holding Fee

Funded Program - XXXL1109PF - MLR APD Proc Fee
Funded Program - XXXL1121HF - Cntrl Haz Mat Coll
Funded Program - XXXL5017AR - Contributed
Funded Program - XXXL5017AS - Film Permit Fees
Funded Program - XXXL5018AR - Road Maintenance
Funded Program - XXXL5048AR - Qrtrs Maint-CO,CYRev
Funded Program - XXXL5048AR - Quarters Maintenance
Funded Program - XXXL5165AR - Eco Hlth & Recovery
Funded Program - XXXL5198AR - NRDA 3rd P
Funded Program - XXXL5232AR - SNPLMA
Funded Program - XXXL5249AR - Tmbr PPln Rstrtn
Funded Program - XXXL5260AR - FLTFA
Funded Program - XXXL5397AR - White Pine Cnty
Funded Program - XXXL5465AR - Deschutes Cnty
Funded Program - XXXL5469AR - Lincoln Cnty
Funded Program - XXXL5506AR - Stwrdshp Contracting
Funded Program - XXXL5573AR - Permit Processing
Funded Program - XXXL5575AR - Geo Steam
Funded Program - XXXL5576AR - NPR Lease
Funded Program - XXXL5662AR - Sale of Water MLA

EMIS>BEX Portfolio>BLM>FY2011>
Budget & Fund Status Reports> Special Reports



EMIS>BEX Portfolio>BLM>BLM Labor (Restricted*)




*Restricted to authorized access only.

**Labor adjustments are required.

State Labor Reports (Restricted)

Complete List



AK L0888 Default Labor
AK L0888 Default Labor LLBW535
AK YTD Labor Detail Report
AZ L0888 Default Labor
AZ L0888 Default Labor LLBW535
AZ YTD Labor Detail Report
CA L0888 Default Labor
CA L0888 Default Labor LLBW535
CA YTD Labor Detail Report
CO L0888 Default Labor
CO L0888 Default Labor LLBW535
CO YTD Labor Detail Report
ES L0888 Default Labor
ES L0888 Default Labor LLBW535
ES YTD Labor Detail Report
FA L0888 Default Labor
FA L0888 Default Labor LLBW535
FA YTD Labor Detail Report
ID L0888 Default Labor
ID L0888 Default Labor LLBW535
ID YTD Labor Detail Report
MT L0888 Default Labor
MT L0888 Default Labor LLBW535
MT YTD Labor Detail Report

NM L0888 Default Labor
NM L0888 Default Labor LLBW535
NM YTD Labor Detail Report
NV L0888 Default Labor
NV L0888 Default Labor LLBW535
NV YTD Labor Detail Report
OC L0888 Default Labor
OC L0888 Default Labor LLBW535
OC YTD Labor Detail Report
OR L0888 Default Labor
OR L0888 Default Labor LLBW535
OR YTD Labor Detail Report
TC L0888 Default Labor
TC L0888 Default Labor LLBW535
TC YTD Labor Detail Report
UT L0888 Default Labor
UT L0888 Default Labor LLBW535
UT YTD Labor Detail Report
WO L0888 Default Labor
WO L0888 Default Labor LLBW535
WO YTD Labor Detail Report
WY L0888 Default Labor
WY L0888 Default Labor LLBW535
WY YTD Labor Detail Report

Finding Budget and Fund Status Reports in FBMS – Current Queries

Part 2. Running Report Queries

FY 2011

Steps to Run Basic Budget & Fund Status FBMS Reports

(See above document for complete list of Steps & Terminology)

- Log in to FBMS (<https://www.fbms.doi.net/irj/portal>)
- Select **EMIS**
- Select **BEx Web Analyzer**
- Select **Open**
- Select **BEX Portfolio**
- Select **EMIS**
- Select **BLM/FY 2011** (You must change 2015 or 2019 being used as **placeholders** for the Fiscal Year.)
- Select **Budget & Fund Status Reports**
- Select one of the “canned” reports (e.g., *Budget Activity Summary Status – State*)
- On the Variables screen, change FY to the correct Fiscal Year and specify limits, such as Fund Center, FA Budget Activity, Functional Area, etc.
- Select **OK** (and wait-----)

Variable Screen Codes Terminology

- L = BLM
- XXX = No Year Funds
- * = Wildcard
- ! = Exclude
- Fund Center(FC) LL##* = BLM States/Centers (*e.g.*, LLAk* = Alaska)
- Fund Type !PS* = Exclude Payment to State Funds
- Fund Type 090L* = Two Year (FY 09-10) ARRA Funds
- Fund Type !X* = Exclude Unavailable Receipt Based Funds
- Funded Program(FP) LXSI* = Special Interest
- Funded Program(FP) LXSS* = Special Interest State Specific
- Funded Program (FP) LXCF* = Centrally Funded Initiatives
- Posting Period 1-6 = Fiscal Months 1 thru 6 for Mid Year
- Posting Period 1-9 = Fiscal Months 1 thru 9 for Third Quarter
- Posting Period 1-13 = Fiscal Months 1 thru 13 for Fiscal Year

Summary Reports – Examples of Default Settings

Report Name	Fund	Variable Screen Settings
Budget Activity Summary Status - Bureau - BV0	Fund = XXXL*; 090L*; !PS* Fund Type: !X*	Budget Version = 0 Fiscal Year = 2011 Fund = XXXL*; 090L*; !PS* Fund Type = !X* Posting Period = 1 - 13
Budget Activity Summary Status - Bureau - BV1	Fund = XXXL*; 090L*; !PS* Fund Type: !X*	Budget Version = 1 Fiscal Year = 2011 Fund = XXXL*; 090L*; !PS* Fund Type = !X* Posting Period = 1 - 13
Budget Activity Summary Status - State	Fund = XXXL*; 090L*; !PS* Fund Type: !X*	Budget Version = 1 Fiscal Year = 2011 Fund = XXXL*; 090L*; !PS* Fund Type = !X* Funds Center = LL##* Posting Period = 1 - 13
Budget Activity Summary Status - District/SO Div	Fund = XXXL*; 090L*; !PS* Fund Type: !X*	Budget Version = 1 Fiscal Year = 2011 Fund = XXXL*; 090L*; !PS* Fund Type = !X* Funds Center = LL#####* Posting Period = 1 - 13
Budget Activity Summary Status - Field Office	Fund = XXXL*; 090L*; !PS* Fund Type: !X*	Budget Version = 1 Fiscal Year = 2011 Fund = XXXL*; 090L*; !PS* Fund Type = !X* Funds Center = LL#####* Posting Period = 1 - 13
Fire	XXXL1125	Budget Version = 1 Fiscal Year = 2011 Fund = XXXL1125AF; XXXL1125FA Posting Period = 1 - 13

Summary Reports cont. – Examples of Default Settings

Report Name	Fund	Variable Screen Settings
FP - Special Interest	Special Interest	Budget Version = 1 Fiscal Year = 2019 Funds Center = LL##* Funded Program = LXSI* Posting Period = 1 - 13
FP - Special State Unique	Special State Unique	Budget Version = 1 Fiscal Year = 2019 Funds Center = LL##* Funded Program = LXSS* Posting Period = 1 - 13
FP - Wild & Scenic Rivers	Wild & Scenic Rivers	Budget Version = 1 Fiscal Year = 2019 Funds Center = LL##* Funded Program = LXWS* Posting Period = 1 - 13
Funded Program - Exhibit 53	Exhibit 53	Budget Version = 1 Fiscal Year = 2019 Funds Center = LL##* Funded Program = LIIT* Posting Period = 1 - 13
FP - Centrally Funded Initiatives	Centrally Funded Initiatives	Budget Version = 1 Fiscal Year = 2019 Funds Center = LL##* Funded Program = LXCF* Posting Period = 1 - 13
FP - Cost Recoverable - XXXL5017AP	XXXL5017AP	Budget Version = 0 Fiscal Year = 2019 Funds Center = leave "blank" Funded Program = LVRA#*; LVRC#*; LVRW#* Posting Period = 1 - 13
FP - Trust - XXXL8069TF	XXXL8069TF	Budget Version = 0 Fiscal Year = 2019 Funds Center = LL##* Funded Program = LVT#* Posting Period = 1 - 13

Major BLM Funds:

MLR, O&C, FIRE, Land Acquisition & Construction

MAJOR FUNDS	FUND CODE	FUND TITLE	FUND NAME
XXXL1109*	XXXL1109AF	L245 MLR-NO YR	MANAGEMENT OF LANDS AND RESOURCES
	XXXL1109CS	L245.S MLR-COM STE	MLR-COMMUNICATION SITES
	XXXL1109HB	L245.W MLR-WH&B	MLR-WILD HORSES & BURROS
	XXXL1109HF	L245.H MLR-HLD FEE	MLR-MINING LAW HOLDING FEES
	XXXL1109MA	L245.A MLR-AK MA	MLR-AK MINERALS ASSESSMENT
	XXXL1109ML	L245.M MLR MINE LA	MLR-MINING LAW
	XXXL1109PF	L245.G MLR-APD	MLR-APD PROCESSING FEE
	XXXL1109RA	L245.RA ARRA COMPL	MLR - REPROG TO COMPLETE ARRA PROJ
	XXXL1109RM	L245.R MLR-REIMB	MLR-REIMBURSABLES
	XXXL1109TF	L245 MLR - Training	MLR-TRAINING
XXXL1110*	XXXL1110AF	L281 CNST&ACCES	CONSTRUCTION
	XXXL1110RA	L281.RA ARRA CNST	CONSTRUCTION --REPROG TO COMPLETE ARRA PROJ
XXXL1116AF	XXXL1116AF	L284 O&C GL	OREGON AND CALIFORNIA GRANT LANDS
XXXL1125*	XXXL1125AF	L252 FIRE	WILDLAND FIRE MANAGEMENT
	XXXL1125FA	L252.F FIRE ASST	WILDLAND FIRE MANAGEMENT, FIRE ASST
	XXXL1125RM	L252.R FIRE-REIMB	WILDLAND FIRE MANAGEMENT, REIMB
XXXL5033AR	XXXL5033AR	L282 LAND ACQTN	LAND ACQUISITION

Major BLM FUNDS : Monitoring and Quarterly Reporting

Revenues, collections, contributed funds, cost recoverables and reimbursable accounts are **usually** excluded from labor and operations analysis.

MAJOR FUNDS	FUND CODE	FUND TITLE	FUND NAME	EXCLUDE FUNCTIONAL AREA	REASON FOR EXCLUSION
XXXL1109*	XXXL1109AF	L245 MLR-NO YR	MANAGEMENT OF LANDS AND RESOURCES	L0400, L0777, L0888, L1860, L1880, L1881, 1890	Labor correction; Special Admin accounts
	XXXL1109CS	L245.S MLR-COM STE	MLR-COMMUNICATION SITES	L1493	Collections: Offsetting Telecomm Sites
	XXXL1109HB	L245.W MLR-WH&B	MLR-WILD HORSES & BURROS	L1062, L1061	
	XXXL1109HF	L245.H MLR-HLD FEE	MLR-MINING LAW HOLDING FEES	L1993	Collections: Offsetting Mining Law
	XXXL1109MA	L245.A MLR-AK MA	MLR-AK MINERALS ASSESSMENT		
	XXXL1109ML	L245.M MLR MINE LA	MLR-MINING LAW	L1930	Collections: Offsetting Mining Law
	XXXL1109PF	L245.G MLR-APD	MLR-APD PROCESSING FEE	L1312, L1313	Collections: Offsetting APDs
	XXXL1109RA	L245.RA ARRA COMPL	MLR - REPROG TO COMPLETE ARRA PROJ		
	XXXL1109RM	L245.R MLR-REIMB	MLR-REIMBURSABLES	L1910, L1920, L1921, L1922	Collections: Reimbursables
	XXXL1109TF	L245 MLR - Training	MLR-TRAINING	L1840	Collections: National Training Center
XXXL1110*	XXXL1110AF	L281 CNST&ACCES	CONSTRUCTION		
	XXXL1110RA	L281.RA ARRA CNST	CONSTRUCTION --REPROG TO COMPLETE ARRA PROJ		
XXXL1116AF	XXXL1116AF	L284 O&C GL	OREGON AND CALIFORNIA GRANT LANDS		
XXXL1125*	XXXL1125AF	L252 FIRE	WILDLAND FIRE MANAGEMENT	LF20000SP	FA Budget Program: Suppression Allocation
	XXXL1125FA	L252.F FIRE ASST	WILDLAND FIRE MANAGEMENT, FIRE ASST	LF460, LF470, LF561, LF571, LF581	Collections: Fire Assistance
	XXXL1125RM	L252.R FIRE-REIMB	WILDLAND FIRE MANAGEMENT, REIMB	F690, F691	Collections: Reimbursables
XXXL5033AR	XXXL5033AR	L282 LAND ACQTN	LAND ACQUISITION		

MLR Variable Screen – Example of No Exclusions

BEx Web - SAP NetWeaver Portal - Windows Internet Explorer

https://www.fbms.doi.net/irj/portal

File Edit View Favorites Tools Help

BEx Web - SAP NetWeaver Portal

Welcome Cecelia Smith
FBMS Help | Personalize | Log Off

HOME ACQUISITION/FINANCIAL ASSISTANCE CORE FINANCIALS EMIS PROPERTY

HOME

... BEx Web Analyzer > BEx Portfolio > BEx Web > My Portfolio > BEx Web

Variable Entry

Available Variants: Save Save As... Delete Show Variable Personalization

General Variables		
Variable	Current Selection	Description
* Budget Version	1	1
* Fiscal Year (Mandatory, Selection)	2011	2011
Period/Fiscal Year (Selection Options, Option)		
Fund	XXXL1109*	XXXL1109*
Funds Center (Optional)		
FA Budget Activity(Optional, Selection Option)		
Functional Area		
Funded Program		
Fund Type		
Posting Period, (Optional, Interval)		
Functional Area (Optional)		
Commitment Item (Selection Option, Optional)		

MLR Fund

No state designation = All States

OK Check Cancel

Done Local intranet 100%

MLR Filter Screen

Example of FA Budget Activity Exclusions

BEx Web - SAP NetWeaver Portal - Windows Internet Explorer

https://www.fbms.doi.net/rj/portal

Welcome Cecelia Smith

Select values for FA Budget Activity(Optional, Selection Option) (WFABUDACTY)

Show tool: Single values Show view: All

Maximum 1000 Refresh

FA Budget Activity Key

FA Budget Activity Key	Type	Description
<input type="checkbox"/>	<input checked="" type="checkbox"/>	L0888
<input type="checkbox"/>	<input checked="" type="checkbox"/>	L1061
<input type="checkbox"/>	<input checked="" type="checkbox"/>	L1062
<input type="checkbox"/>	<input checked="" type="checkbox"/>	L1312
<input type="checkbox"/>	<input checked="" type="checkbox"/>	L1493
<input type="checkbox"/>	<input checked="" type="checkbox"/>	L1540
<input type="checkbox"/>	<input checked="" type="checkbox"/>	L1660
<input type="checkbox"/>	<input checked="" type="checkbox"/>	L1670
<input type="checkbox"/>	<input checked="" type="checkbox"/>	L1680
<input type="checkbox"/>	<input checked="" type="checkbox"/>	L1690
<input type="checkbox"/>	<input checked="" type="checkbox"/>	L1910
<input type="checkbox"/>	<input checked="" type="checkbox"/>	L1920
<input type="checkbox"/>	<input checked="" type="checkbox"/>	L1930
<input type="checkbox"/>	<input checked="" type="checkbox"/>	L1993

Enter a value for FA Budget Activity:

Add Remove

Change Order

OK Cancel

MLR Report

Exclusions Omitted

Fund Status Summary

Last Data Update:

04/01/2011 02:56:38

Display As

To adjust filter area, drag characteristics from navigation area into filter area

		Fiscal year	2011	2011	2011	2011
			Consumable Budget	Total Obligations (Incl. Comm)	Current Available Funds	Percent Obligated
FC Org. Level 1	FA Budget Activity	FA Budget Program	\$	\$	\$	%
LLWO	L1010	L10100000	8,497,977.81	1,729,322.71	6,768,655.10	20.35%
LLWO	L1020	L10200000	3,653,059.83	1,722,928.31	1,930,131.52	47.16%
LLWO	L1030	L10300000	669,350.21	164,036.09	505,314.12	24.51%
LLWO	L1040	L10400000	1,983,496.74	566,101.36	1,417,395.38	28.54%
LLWO	L1050	L10500000	2,319,003.36	989,985.11	1,329,018.25	42.69%
LLWO	L1060	L10600000	33,756,575.66	15,965,491.81	17,791,083.85	47.30%
LLWO	L1110	L11100000	3,568,748.09	859,344.31	2,709,403.78	24.08%
LLWO	L1120	L11200000	1,102,938.83	367,606.95	735,331.88	33.33%
LLWO	L1150	L11500000	1,563,837.42	366,832.81	1,197,004.61	23.46%
LLWO	L1210	L12100000	1,751,864.72	623,939.82	1,127,924.90	35.62%
LLWO	L1220	L12200000	4,820,226.40	1,789,034.12	3,031,192.28	37.12%
LLWO	L1310	L13100000	6,697,688.01	3,397,458.85	3,300,229.16	50.73%
LLWO	L1311	L13110000	971,810.98	115,882.11	855,928.87	11.92%
LLWO	L1320	L13200000	1,126,992.88	346,162.78	780,830.10	30.72%

Fire Variable Screen – Example of Functional Area Exclusion

Variable Entry

Available Variables: Save Save As... Delete Show Variable Personalization

Variable	Current Selection	Description
* Budget Version	1	1
* Fiscal Year (Mandatory, Selection)	2011	2011
Period/Fiscal Year (Selection Options, Optional)		
Fund	XXXL1125*	XXXL1125* ← Fire Fund
Funds Center (Optional)	LLAK*	LLAK* ← State Alaska
FA Budget Activity(Optional, Selection Option)		
Functional Area		
Funded Program		
Fund Type		
Posting Period, (Optional, Interval)		
Functional Area (Optional)	ILF2000SP*	ILF2000SP* ← Exclude Fire Suppression
Commitment Item (Selection Option, Optional)		

OK Check Cancel

* Fiscal year/period LF31010VVU 122,754.63

Fire Report Exclusion Omitted (LF20000SP* Fire Suppression)

Fund Status Summary

Last Data Update:

04/06/2011 03:50:34

Display As

To adjust filter area, drag characteristics from navigation area into filter area

		Fiscal year	2011	2011	2011	2011
			Consumable Budget	Total Obligations (Incl. Comm)	Current Available Funds	Percent Obligated
FC Org. Level 1	FA Budget Activity	FA Budget Program	\$	\$	\$	%
LLAK	LF100	LF1000000	18,325,000.00		18,325,000.00	
LLAK	LF100	LF1000090		0.07	-0.07	DIV/ZERO
LLAK	LF100	LF10000AV		-315,880.49	315,880.49	DIV/ZERO
LLAK	LF100	LF10000CV		-38.30	38.30	DIV/ZERO
LLAK	LF100	LF10000PP		5,306,101.38	-5,306,101.38	DIV/ZERO
LLAK	LF100	Result	18,325,000.00	4,990,182.66	13,334,817.34	27.23%
LLAK	LF200	LF2000000	16,972,000.00		16,972,000.00	
LLAK	LF200	LF20000AV		1,993,843.13	-1,993,843.13	DIV/ZERO
LLAK	LF200	LF20000CV		-1,239.00	1,239.00	DIV/ZERO
LLAK	LF200	LF20000SR		6,601.56	-6,601.56	DIV/ZERO
LLAK	LF200	Result	16,972,000.00	1,999,205.69	14,972,794.31	11.78%
LLAK	LF310	LF3101000	307,000.00		307,000.00	
LLAK	LF310	LF31010CA		5,820.61	-5,820.61	DIV/ZERO
LLAK	LF310	LF31010WU		122,754.63	-122,754.63	DIV/ZERO
LLAK	LF310	LF3102000	924,000.00		924,000.00	
LLAK	LF310	LF31020EM		-250.00	250.00	DIV/ZERO
LLAK	LF310	LF31020NW		190,312.65	-190,312.65	DIV/ZERO
LLAK	LF310	Result	1,231,000.00	318,637.89	912,362.11	25.88%

Budget Activity Summary Status - Bureau – BVO

Variable Screen

(Bureauwide Controls by WO Budget)

BEEx Web - SAP NetWeaver Portal - Windows Internet Explorer

https://www.fbms.doi.net/irj/portal

File Edit View Favorites Tools Help

BEEx Web - SAP NetWeaver Portal

Welcome Cecelia Smith
FBMS Help | Personalize | Log Off

HOME ACQUISITION/FINANCIAL ASSISTANCE CORE FINANCIALS EMIS PROPERTY

HOME

Home > EMIS Home > BEEx Portfolio > BEEx Web

Detailed Navigation

- EMIS Home
- BEEx Web Analyzer
- My Portfolio
- BEEx Portfolio
- EMIS Discussions
- EMIS Room Directory
- EMIS Documentation
- Sync Reports
 - R/3 Custom Reports
 - BW Custom Reports
- EMIS FAQs
- EMIS Help

FBMS Favorites

There are no items to display

EMIS Favorites

- BLM BUDGET COMPAR FUND and

Variable Entry

Available Variants: Save Save As... Delete [Show Variable Personalization](#)

General Variables		
Variable	Current Selection	Description
* Budget Version	0	0 ← Version = 0
* Fiscal Year (Mandatory, Selection)	2011	2011
Period/Fiscal Year (Selection Options, Optional)		
Fund	XXXL*; 090L*; !*PS*	XXXL*; 090L*; !*PS*
Funds Center (Optional)		← No state designation = All States
FA Budget Activity(Optional, Selection Option)		
Functional Area		
Funded Program		
Fund Type	IX*	IX*
Posting Period, (Optional, Interval)	1 - 13	1 - 13
Functional Area (Optional)		
Commitment Item (Selection Option, Optional)		

OK Check

Local intranet 100%

Budget Activity Summary Status – Bureau – Version 0 Report

Fund Status Summary

Last Data Update:

07/14/2011 07:35:04

Display As

To adjust filter area, drag characteristics from navigation area into filter area

					Fiscal year 2011	2011	2011	2011
					Consumable Budget	Total Obligations (Incl. Comm)	Current Available Funds	Percent Obligated
Fund	FA Budget Activity			FC Org. Level 1	\$	\$	\$	%
L245	MLR-NO YR	XXXL1109AF	L1010	LL00	250,000.00	1,893.52	248,106.48	0.8%
L245	MLR-NO YR	XXXL1109AF	L1010	LLAK	4,003,089.67	1,679,580.31	2,323,509.36	42.0%
L245	MLR-NO YR	XXXL1109AF	L1010	LLAZ	3,947,131.20	2,617,947.01	1,329,184.19	66.3%
L245	MLR-NO YR	XXXL1109AF	L1010	LLBW	204,872.53	236,095.57	-31,223.04	115.2%
L245	MLR-NO YR	XXXL1109AF	L1010	LLCA	4,173,184.80	3,438,905.74	734,279.06	82.4%
L245	MLR-NO YR	XXXL1109AF	L1010	LLCO	5,630,379.43	3,534,187.36	2,096,192.07	62.8%
L245	MLR-NO YR	XXXL1109AF	L1010	LLES	489,490.96	400,073.42	89,417.54	81.7%
L245	MLR-NO YR	XXXL1109AF	L1010	LLFA	141,853.32	106,965.45	34,887.87	75.4%
L245	MLR-NO YR	XXXL1109AF	L1010	LLID	5,907,248.69	4,058,179.65	1,849,069.04	68.7%
L245	MLR-NO YR	XXXL1109AF	L1010	LLMT	5,266,108.89	3,319,977.10	1,946,131.79	63.0%
L245	MLR-NO YR	XXXL1109AF	L1010	LLNM	5,035,534.50	4,049,661.37	985,873.13	80.4%
L245	MLR-NO YR	XXXL1109AF	L1010	LLNV	4,899,379.01	3,107,051.16	1,792,327.85	63.4%
L245	MLR-NO YR	XXXL1109AF	L1010	LLOC	3,910,113.41	2,409,837.95	1,500,275.46	61.6%
L245	MLR-NO YR	XXXL1109AF	L1010	LLOR	4,731,771.92	3,057,817.51	1,673,954.41	64.6%
L245	MLR-NO YR	XXXL1109AF	L1010	LLTC	312,180.39	256,356.28	55,824.11	82.1%
L245	MLR-NO YR	XXXL1109AF	L1010	LLUT	4,604,244.48	3,038,362.62	1,565,881.86	66.0%
L245	MLR-NO YR	XXXL1109AF	L1010	LLWO	5,290,977.81	3,824,102.01	1,466,875.80	72.3%
L245	MLR-NO YR	XXXL1109AF	L1010	LLWY	5,172,468.92	4,217,084.03	955,384.89	81.5%
L245	MLR-NO YR	XXXL1109AF	L1010	Result	63,970,029.93	43,354,078.06	20,615,951.87	67.8%

Budget Activity Summary Status - Bureau – BV1 Variable Screen

(Allows drilling down to review State Budget Sub-Allocations)

BEx Web - SAP NetWeaver Portal - Windows Internet Explorer

https://www.fbms.doi.net/irj/portal

File Edit View Favorites Tools Help

BEx Web - SAP NetWeaver Portal

INTERIOR
FBMS

Welcome Cecelia Smith
FBMS Help | Personalize | Log Off

HOME ACQUISITION/FINANCIAL ASSISTANCE CORE FINANCIALS EMIS PROPERTY

HOME

... BEx Web > BEx Portfolio > BEx Web > BEx Portfolio > BEx Web

History Back Forward

Detailed Navigation

- EMIS Home
- BEx Web Analyzer
- My Portfolio
- BEx Portfolio
- EMIS Discussions
- EMIS Room Directory
- EMIS Documentation
- Sync Reports
- R/3 Custom Reports
- BW Custom Reports
- EMIS FAQs
- EMIS Help

FBMS Favorites

There are no items to display

EMIS Favorites

- BLM BUDGET COMPAR FUND and

Variable Entry

Available Variants: Save Save As... Delete [Show Variable Personalization](#)

General Variables			
Variable	Current Selection		Description
* Budget Version	1	<input type="checkbox"/>	1 Version = 1
* Fiscal Year (Mandatory, Selection)	2011	<input type="checkbox"/>	2011
Period/Fiscal Year (Selection Options, Optional)		<input type="checkbox"/>	
Fund	XXXL*; 090L*; !*PS*	<input type="checkbox"/>	XXXL*; 090L*; !*PS*
Funds Center (Optional)		<input type="checkbox"/>	No state designation = All states
FA Budget Activity(Optional, Selection Option)		<input type="checkbox"/>	
Functional Area		<input type="checkbox"/>	
Funded Program		<input type="checkbox"/>	
Fund Type	IX*	<input type="checkbox"/>	IX*
Posting Period, (Optional, Interval)	1 - 13	<input type="checkbox"/>	1 - 13
Functional Area (Optional)		<input type="checkbox"/>	
Commitment Item (Selection Option, Optional)		<input type="checkbox"/>	

OK Check

Local intranet 100%

Budget Activity Summary Status – Bureau – Version 1 Report

Fund Status Summary

Last Data Update:

07/14/2011 07:35:04

Display As

To adjust filter area, drag characteristics from navigation area into filter area

				Fiscal year 2011		2011	2011	2011
				Consumable Budget	Total Obligations (Incl. Comm)	Current Available Funds	Percent Obligated	
Fund	FA Budget Activity			FC Org. Level 1	\$	\$	\$	%
L245 MLR-NO YR	XXXL1109AF	L1010	LL00	0	1,894	-1,894	DIV/ZERO	
L245 MLR-NO YR	XXXL1109AF	L1010	LLAK	4,001,296	1,679,580	2,321,715	42%	
L245 MLR-NO YR	XXXL1109AF	L1010	LLAZ	3,947,131	2,617,947	1,329,184	66%	
L245 MLR-NO YR	XXXL1109AF	L1010	LLBW	454,873	236,096	218,777	52%	
L245 MLR-NO YR	XXXL1109AF	L1010	LLCA	4,173,185	3,438,906	734,279	82%	
L245 MLR-NO YR	XXXL1109AF	L1010	LLCO	5,630,379	3,534,187	2,096,192	63%	
L245 MLR-NO YR	XXXL1109AF	L1010	LLES	489,491	400,073	89,418	82%	
L245 MLR-NO YR	XXXL1109AF	L1010	LLFA	141,853	106,965	34,888	75%	
L245 MLR-NO YR	XXXL1109AF	L1010	LLID	5,907,249	4,058,180	1,849,069	69%	
L245 MLR-NO YR	XXXL1109AF	L1010	LLMT	5,266,109	3,319,977	1,946,132	63%	
L245 MLR-NO YR	XXXL1109AF	L1010	LLNM	5,035,535	4,049,661	985,873	80%	
L245 MLR-NO YR	XXXL1109AF	L1010	LLNV	4,899,379	3,107,051	1,792,328	63%	
L245 MLR-NO YR	XXXL1109AF	L1010	LLOC	3,910,113	2,409,838	1,500,275	62%	
L245 MLR-NO YR	XXXL1109AF	L1010	LLOR	4,731,772	3,057,818	1,673,954	65%	
L245 MLR-NO YR	XXXL1109AF	L1010	LLTC	312,180	256,356	55,824	82%	
L245 MLR-NO YR	XXXL1109AF	L1010	LLUT	4,604,244	3,038,363	1,565,882	66%	
L245 MLR-NO YR	XXXL1109AF	L1010	LLWO	5,290,978	3,824,102	1,466,876	72%	
L245 MLR-NO YR	XXXL1109AF	L1010	LLWY	5,172,469	4,217,084	955,385	82%	
L245 MLR-NO YR	XXXL1109AF	L1010	Result	63,968,236	43,354,078	20,614,158	68%	

Budget Activity Summary Status – State Variable Screen

BEx Web - SAP NetWeaver Portal - Windows Internet Explorer

https://emis.fbms.doi.net/irj/portal?NavigationTarget=pcd%3Aportal_content/com.sap.pct/platform_add_ons/com.sap.ip.b

File Edit View Favorites Tools Help

BEx Web - SAP NetWeaver Portal Home Feeds Print Page Tools Help Research

Welcome Tiffany Martinez **FBMS** Help Log Off

EMIS HOME

BEx Web History Back Forward

Detailed Navigation Variable Entry

- BEx Web Analyzer
- My Portfolio
- BEx Portfolio
- EMIS Discussions
- EMIS Documentation
- EMIS FAQs
- EMIS Help

Portal Favorites

- FY 2011
- UTAH
- UTAH

Available Variants: Save Save As... Delete Show Variable Personalization

General Variables			
Variable	Current Selection		Description
Business Area by Authorization	L000	<input type="checkbox"/>	L000 Bureau of Land Management
* Budget Version	1	<input type="checkbox"/>	1
* Fiscal Year (Mandatory, Selection)	2019	<input type="checkbox"/>	2019
Period/Fiscal Year (Selection Options, Optional)		<input type="checkbox"/>	
Fund	XXXL*; 090L*; !*PS*	<input type="checkbox"/>	XXXL*; 090L*; !*PS*
Funds Center (Optional)	LL##*	<input type="checkbox"/>	LL##* ← State Code; e.g. LLAK
FA Budget Activity(Optional, Selection Option)		<input type="checkbox"/>	
Functional Area		<input type="checkbox"/>	
Funded Program		<input type="checkbox"/>	
Fund Type	IX*	<input type="checkbox"/>	IX*
Posting Period, (Optional, Interval)	1 - 13	<input type="checkbox"/>	1 - 13
Functional Area (Optional)		<input type="checkbox"/>	
Commitment Item (Selection Option, Optional)		<input type="checkbox"/>	

OK Check

Budget Activity Summary Status – State Report

Fund Status Summary

Last Data Update:

07/14/2011 07:35:04

Display As

To adjust filter area, drag characteristics from navigation area into filter area

FC Org. Level 1	FA Budget Activity	Fiscal year 2011	2011	2011	2011
		Consumable Budget	Total Obligations (Incl. Comm)	Current Available Funds	Percent Obligated
		\$	\$	\$	%
LLAK	L0000		-2,707	2,707	DIV/ZERO
LLAK	L0888		56,024	-56,024	DIV/ZERO
LLAK	L1010	4,001,296	1,679,580	2,321,715	42%
LLAK	L1020	167,352	146,274	21,078	87%
LLAK	L1030	263,547	154,827	108,720	59%
LLAK	L1040	977,516	650,493	327,023	67%
LLAK	L1050	841,083	683,555	157,528	81%
LLAK	L1110	2,296,651	1,585,549	711,102	69%
LLAK	L1120	1,387,971	1,017,194	370,777	73%
LLAK	L1150	265,057	205,134	59,923	77%
LLAK	L1210	98,767	41,333	57,433	42%
LLAK	L1220	3,318,723	2,961,089	357,634	89%
LLAK	L1232	722,333	301,919	420,414	42%
LLAK	L1310	10,776,966	3,688,531	7,088,435	34%
LLAK	L1311	480,006	255,004	225,003	53%
LLAK	L1330	154,935	68,029	86,906	44%
LLAK	L1380	63,470	55,351	8,120	87%
LLAK	L1410	22,754,673	16,310,142	6,444,531	72%
LLAK	L1420	0	465	-465	DIV/ZERO
LLAK	L1430	-386,325	-506,264	119,939	-131%

Budget Activity Summary Status- District/SO Div Variable Screen

BEx Web - SAP NetWeaver Portal - Windows Internet Explorer

https://www.fbms.doi.net/irj/portal

File Edit View Favorites Tools Help

BEx Web - SAP NetWeaver Portal Home Feeds Print Page Tools Help Research

Welcome Tiffany Martinez
FBMS Help Personalize Log Off

HOME ACQUISITION/FINANCIAL ASSISTANCE CORE FINANCIALS TRAVEL EMIS PROPERTY

HOME

... EMIS Home > BEx Portfolio > BEx Web > BEx Portfolio > BEx Web

Detailed Navigation

- EMIS Home
- BEx Web Analyzer
- My Portfolio
- BEx Portfolio
- EMIS Discussions
- EMIS Room Directory
- EMIS Documentation
- BW Custom Reports
- EMIS FAQs
- EMIS Help

FBMS Favorites

There are no items to display

EMIS Favorites

- FY 2011
- UTAH
- UTAH

Variable Entry

Available Variants: Save Save As... Delete Show Variable Personalization

General Variables			
Variable	Current Selection		Description
Business Area by Authorization	L000	<input type="checkbox"/>	L000 Bureau of Land Management
* Budget Version	1	<input type="checkbox"/>	1
* Fiscal Year (Mandatory, Selection)	2019	<input type="checkbox"/>	2019
Period/Fiscal Year (Selection Options, Options)		<input type="checkbox"/>	
Fund	XXXL*; 090L*; !*PS*	<input type="checkbox"/>	XXXL*; 090L*; !*PS*
Funds Center (Optional)	LL####*	<input type="checkbox"/>	LL####*
FA Budget Activity(Optional, Selection Option)		<input type="checkbox"/>	
Functional Area		<input type="checkbox"/>	
Funded Program		<input type="checkbox"/>	
Fund Type	IX*	<input type="checkbox"/>	IX*
Posting Period, (Optional, Interval)	1 - 13	<input type="checkbox"/>	1 - 13
Functional Area (Optional)		<input type="checkbox"/>	
Commitment Item (Selection Option, Optional)		<input type="checkbox"/>	

OK Check

District/Division Code; e.g. LLCACO

Budget Activity Summary Status - District/SO Div Report

Fund Status Summary

Last Data Update:

07/14/2011 07:35:04

Display As

To adjust filter area, drag characteristics from navigation area into filter area

		Fiscal year 2011		2011	2011	2011
			Consumable Budget	Total Obligations (Incl. Comm)	Current Available Funds	Percent Obligated
FC Org. Level 1	FC Org. Level 2	FA Budget Activity	\$	\$	\$	%
LLCA	LLCAC0	L0888		7,551	-7,551	DIV/ZERO
LLCA	LLCAC0	L1010	1,641,000	1,555,505	85,495	95%
LLCA	LLCAC0	L1020	1,348,000	939,203	408,797	70%
LLCA	LLCAC0	L1030	25,000	24,884	116	100%
LLCA	LLCAC0	L1040	363,000	256,091	106,909	71%
LLCA	LLCAC0	L1050	313,000	267,445	45,555	85%
LLCA	LLCAC0	L1060	132,000	57,144	74,856	43%
LLCA	LLCAC0	L1110	743,000	623,040	119,960	84%
LLCA	LLCAC0	L1120	220,000	122,155	97,845	56%
LLCA	LLCAC0	L1150	920,000	763,037	156,963	83%
LLCA	LLCAC0	L1210	359,000	228,614	130,386	64%
LLCA	LLCAC0	L1220	1,841,000	1,580,232	260,768	86%

Budget Activity Summary Status - Field/Office Variable Screen

BE Web - SAP NetWeaver Portal - Windows Internet Explorer

https://www.fbms.doi.net/irj/portal

File Edit View Favorites Tools Help

BE Web - SAP NetWeaver Portal Home Feeds Print Page Tools Help Research

INTERIOR
FBMS

Welcome Tiffany Martinez
FBMS Help Personalize Log Off

HOME ACQUISITION/FINANCIAL ASSISTANCE CORE FINANCIALS TRAVEL EMIS PROPERTY

HOME

... FI Home > Display Document > EMIS Home > BEx Portfolio > BEx Web

Variable Entry

Available Variants: Save Save As... Delete Show Variable Personalization

General Variables			
Variable	Current Selection		Description
Business Area by Authorization	L000	<input type="checkbox"/>	L000 Bureau of Land Management
* Budget Version	1	<input type="checkbox"/>	1
* Fiscal Year (Mandatory, Selection)	2019	<input type="checkbox"/>	2019
Period/Fiscal Year (Selection Options, Optional)		<input type="checkbox"/>	
Fund	XXXL*; 090L*; !PS*	<input type="checkbox"/>	XXXL*; 090L*; !PS*
Funds Center (Optional)	LL#####	<input type="checkbox"/>	LL#####
FA Budget Activity(Optional, Selection Option)		<input type="checkbox"/>	
Functional Area		<input type="checkbox"/>	
Funded Program		<input type="checkbox"/>	
Fund Type	IX*	<input type="checkbox"/>	IX*
Posting Period, (Optional, Interval)	1 - 13	<input type="checkbox"/>	1 - 13
Functional Area (Optional)		<input type="checkbox"/>	
Commitment Item (Selection Option, Optional)		<input type="checkbox"/>	

OK Check

Detailed Navigation

- EMIS Home
- BEx Web Analyzer
- My Portfolio
- BEx Portfolio
- EMIS Discussions
- EMIS Room Directory
- EMIS Documentation
- BW Custom Reports
- EMIS FAQs
- EMIS Help

FBMS Favorites

There are no items to display

EMIS Favorites

- UTAH
- UTAH

Budget Activity Summary Status – Field/Office Report

Fund Status Summary

Last Data Update:

07/14/2011 07:35:04

Display As

To adjust filter area, drag characteristics from navigation area into filter area

FC Org. Level 1	FC Org. Level 2	FA Budget Activity	Funds Center		Fiscal year 2011		2011	2011
					Consumable Budget	Total Obligations (Incl. Comm)	Current Available Funds	Percent Obligated
					\$	\$	\$	%
LLWO	LLWO12	L1010	LLWO120000	OLES-WO	11,352	10,000	1,352	88%
LLWO	LLWO12	L1010	LLWO120200	OLES-AZ	22,000	21,380	620	97%
LLWO	LLWO12	L1010	LLWO120400	OLES-CO/ES	10,704		10,704	
LLWO	LLWO12	L1010	LLWO120900	OLES-OR	10,000	9,964	36	100%
LLWO	LLWO12	L1010	LLWO121000	OLES-UT	13,000	13,000	0	100%
LLWO	LLWO12	L1010	Result		67,056	54,344	12,712	81%
LLWO	LLWO12	L1020	LLWO120000	OLES-WO	121,095	80,046	41,048	66%
LLWO	LLWO12	L1020	LLWO120100	OLES-AK		9,613	-9,613	DIV/ZERO
LLWO	LLWO12	L1020	LLWO120200	OLES-AZ	44,700	45,213	-513	101%
LLWO	LLWO12	L1020	LLWO120300	OLES-CA	23,000	29,456	-6,456	128%
LLWO	LLWO12	L1020	LLWO120400	OLES-CO/ES	12,100	6,021	6,079	50%
LLWO	LLWO12	L1020	LLWO120500	OLES-ID		-0	0	DIV/ZERO
LLWO	LLWO12	L1020	LLWO120900	OLES-OR	11,800	7,136	4,664	60%
LLWO	LLWO12	L1020	LLWO121000	OLES-UT	11,500	8,224	3,276	72%
LLWO	LLWO12	L1020	Result		224,195	185,710	38,485	83%

Budget Activity Summary Status - District/SO Div Variable Screen

Selecting a Variable for a Major Object Class Report

Variable Entry

Available Variants: Save Save As Delete [Show Variable Personalization](#)

Variable	Current Selection	Description
Budget Version	1	1
Fiscal Year (Mandatory, Selection)	2011	2011
Period/Fiscal Year (Selection Options, Optional)		
Fund	XXXL*, 090L*, *PS*	XXXL*, 090L*, *PS*
Funds Center (Optional)	LLWD12*	LLXXXXX*
FA Budget Activity (Optional, Selection Option)		
Functional Area		
Funded Program		
Fund Type	0*	0*
Posting Period, (Optional, Interval)	1 - 13	1 - 13
Functional Area (Optional)		
Commitment Item (Selection Option, Optional)	31*	

OK Check

Major Object Class 31 Equipment

Budget Activity Summary Status – Field Office

Major Object Class 31

Report

Fund Status Summary

Last Data Update:

07/14/2011 07:35:04

Display As

To adjust filter area, drag characteristics from navigation area into filter area

Variable added to report to show obligations in Major Object Class 31, Equipment

						Fiscal year 2011	2011	2011	2011
						Consumable Budget	Total Obligations (Incl. Comm)	Current Available Funds	Percent Obligated
FC Org. Level 1	FC Org. Level 2	FA Budget Activity	Funds Center		Major Object Class		\$	\$	
LLWO	LLWO12	L1630	LLWO120000	OLES-WO	31		41,838	-41,838	DIV/ZERO
LLWO	LLWO12	L1630	LLWO120100	OLES-AK	31		-20	20	DIV/ZERO
LLWO	LLWO12	L1630	LLWO120200	OLES-AZ	31		6,005	-6,005	DIV/ZERO
LLWO	LLWO12	L1630	LLWO120300	OLES-CA	31		2,908	-2,908	DIV/ZERO
LLWO	LLWO12	L1630	LLWO120400	OLES-CO/ES	31		3,896	-3,896	DIV/ZERO
LLWO	LLWO12	L1630	LLWO120500	OLES-ID	31		20	-20	DIV/ZERO
LLWO	LLWO12	L1630	LLWO120700	OLES-NV	31		1,715	-1,715	DIV/ZERO
LLWO	LLWO12	L1630	LLWO120800	OLES-NM	31		288	-288	DIV/ZERO
LLWO	LLWO12	L1630	LLWO120900	OLES-OR	31		18,828	-18,828	DIV/ZERO
LLWO	LLWO12	L1630	LLWO121000	OLES-UT	31		8,025	-8,025	DIV/ZERO
LLWO	LLWO12	L1630	LLWO121100	OLES-WY	31		-1,300	1,300	DIV/ZERO
Overall Result							82,202	-82,202	DIV/ZERO

Major Object Classes

Major Object Classes		
	Enter 2-digit Numeric Code and asterisk* (wildcard) in Variable Screen Commitment Item Field to run selected Object Class Reports.	
Code	Description	Category
11	Personnel Compensation (Salaries)	Labor
12	Personnel Benefits	Labor
13	Benefits, Former Personnel	Labor
21	Travel	Operations
22	Transportation of Things	Operations
23	Rents & Utilities	Operations
24	Printing & Reproduction	Operations
25	Contracts & Advisory Services	Operations
26	Supplies	Operations
31	Equipment	Operations
32	Buildings & Lands	Operations
41	Grants	Operations
42	Claims	Operations

FP - Centrally Funded Initiatives (LXCF*) Variable Screen

BEx Web - SAP NetWeaver Portal - Windows Internet Explorer

https://www.fbms.doi.net/irj/portal/anonymous?guest_user=Anon_D0I

File Edit View Favorites Tools Help

BEx Web - SAP NetWeaver Portal Home Feeds(J) Print Page Tools Help Research

Welcome Tiffany Martinez
FBMS Help Personalize Log Off

HOME ACQUISITION/FINANCIAL ASSISTANCE CORE FINANCIALS TRAVEL EMIS PROPERTY

HOME

Home > EMIS Home > BEx Portfolio > BEx Web

History Back Forward

Detailed Navigation Variable Entry

- EMIS Home
- BEx Web Analyzer
- My Portfolio
- BEx Portfolio
- EMIS Discussions
- EMIS Room Directory
- EMIS Documentation
- BW Custom Reports
- EMIS FAQs
- EMIS Help

FBMS Favorites

There are no items to display

EMIS Favorites

- FY 2011
- UTAH
- UTAH

Available Variants: Save Save As... Delete Show Variable Personalization

General Variables			
Variable	Current Selection		Description
Business Area by Authorization	L000	<input type="checkbox"/>	L000 Bureau of Land Management
* Budget Version	1	<input type="checkbox"/>	1
* Fiscal Year (Mandatory, Selection)	2019	<input type="checkbox"/>	2019
Period/Fiscal Year (Selection Options, Optional)		<input type="checkbox"/>	
Fund		<input type="checkbox"/>	
Funds Center (Optional)	LL##*	<input type="checkbox"/>	LL##*
FA Budget Activity(Optional, Selection Option)		<input type="checkbox"/>	
Functional Area		<input type="checkbox"/>	
Funded Program	LXCF*	<input type="checkbox"/>	LXCF* ← Funded Program Code
Fund Type		<input type="checkbox"/>	
Posting Period, (Optional, Interval)	1 - 13	<input type="checkbox"/>	1 - 13
Functional Area (Optional)		<input type="checkbox"/>	
Commitment Item (Selection Option, Optional)		<input type="checkbox"/>	

OK Check

Funded Program (FP) (Project) Report

Centrally Funded Initiatives

Fund Status Summary

Last Data Update:

07/14/2011 07:35:04

Display As

To adjust filter area, drag characteristics from navigation area into filter area

					Fiscal year 2011	2011	2011	2011	
						Consumable Budget	Total Obligations (Incl. Comm)	Current Available Funds	Percent Obligated
Funded Program		FA Budget Activity	FC Org. Level 1	Funds Center		\$	\$	\$	%
LXCFACER0000	A130 CERTIFICATION	L1010	LLWO	LLWO500000	ASST DIR IRM	22,000	22,000	0	100%
LXCFACER0000	A130 CERTIFICATION	L1020	LLWO	LLWO500000	ASST DIR IRM	58,000	58,000	0	100%
LXCFACER0000	A130 CERTIFICATION	L1030	LLWO	LLWO500000	ASST DIR IRM	8,000	8,000	0	100%
LXCFACER0000	A130 CERTIFICATION	L1040	LLWO	LLWO500000	ASST DIR IRM	17,000	17,000	0	100%
LXCFACER0000	A130 CERTIFICATION	L1050	LLWO	LLWO500000	ASST DIR IRM	11,000	11,000	0	100%
LXCFACER0000	A130 CERTIFICATION	L1060	LLWO	LLWO500000	ASST DIR IRM	15,000	15,000	0	100%
LXCFACER0000	A130 CERTIFICATION	L1110	LLWO	LLWO500000	ASST DIR IRM	21,000	21,000	0	100%
LXCFACER0000	A130 CERTIFICATION	L1120	LLWO	LLWO500000	ASST DIR IRM	9,000	9,000	0	100%
LXCFACER0000	A130 CERTIFICATION	L1150	LLWO	LLWO500000	ASST DIR IRM	15,000	15,000	0	100%
LXCFACER0000	A130 CERTIFICATION	L1210	LLWO	LLWO500000	ASST DIR IRM	14,000	14,000	0	100%
LXCFACER0000	A130 CERTIFICATION	L1220	LLWO	LLWO500000	ASST DIR IRM	35,000	35,000	0	100%
LXCFACER0000	A130 CERTIFICATION	L1310	LLWO	LLWO500000	ASST DIR IRM	27,000	-29,000	56,000	-107%

FP – Special Interest (LXSI*) Variable Screen

BEx Web - SAP NetWeaver Portal - Windows Internet Explorer

https://www.fbms.doi.net/irj/portal

File Edit View Favorites Tools Help

BEx Web - SAP NetWeaver Portal Home Feeds Print Page Tools Help Research

Welcome Tiffany Martinez
FBMS Help Personalize Log Off

HOME ACQUISITION/FINANCIAL ASSISTANCE CORE FINANCIALS TRAVEL EMIS PROPERTY

HOME

... FI Home > Display Document > EMIS Home > BEx Portfolio > BEx Web

Detailed Navigation

- EMIS Home
- BEx Web Analyzer
- My Portfolio
- BEx Portfolio
- EMIS Discussions
- EMIS Room Directory
- EMIS Documentation
- BW Custom Reports
- EMIS FAQs
- EMIS Help

FBMS Favorites

There are no items to display

EMIS Favorites

- FY 2011
- UTAH
- UTAH

Variable Entry

Available Variants: Save Save As... Delete Show Variable Personalization

General Variables			
Variable	Current Selection		Description
Business Area by Authorization	L000	<input type="checkbox"/>	L000 Bureau of Land Management
* Budget Version	1	<input type="checkbox"/>	1
* Fiscal Year (Mandatory, Selection)	2019	<input type="checkbox"/>	2019
Period/Fiscal Year (Selection Options, Optional)		<input type="checkbox"/>	
Fund		<input type="checkbox"/>	
Funds Center (Optional)	LL##*	<input type="checkbox"/>	LL##*
FA Budget Activity(Optional, Selection Option)		<input type="checkbox"/>	
Functional Area		<input type="checkbox"/>	
Funded Program	LXSI*	<input type="checkbox"/>	LXSI* ← Funded Program Code
Fund Type		<input type="checkbox"/>	
Posting Period, (Optional, Interval)	1 - 13	<input type="checkbox"/>	1 - 13
Functional Area (Optional)		<input type="checkbox"/>	
Commitment Item (Selection Option, Optional)		<input type="checkbox"/>	

OK Check

Funded Program (FP) (Project) Report

Special Interest (LXSI*)

Fund Status Summary

Last Data Update:

07/14/2011 07:35:04

Display As

To adjust filter area, drag characteristics from navigation area into filter area

					Fiscal year 2011	2011	2011	2011	
					Consumable Budget	Total Obligations (Incl. Comm)	Current Available Funds	Percent Obligated	
Funded Program	FA Budget Activity	FC Org. Level 1	Funds Center		\$	\$	\$	%	
LXSIAFMS0000	AUTOMATED FLUID MINE	L1310	LLWO	LLWO310000	FLUID MINERALS		20,665	-20,665	DIV/ZERO
LXSIAFMS0000	AUTOMATED FLUID MINE	L1310	Result			20,665	-20,665	DIV/ZERO	
LXSIAFMS0000	AUTOMATED FLUID MINE	Result				20,665	-20,665	DIV/ZERO	
LXSIAMIS0000	ABANDONED LAND MINE	L1010	LLWO	LLWO280000	DIV ENVR QUAL & PROT		6,495	-6,495	DIV/ZERO
LXSIAMIS0000	ABANDONED LAND MINE	L1010	Result			6,495	-6,495	DIV/ZERO	
LXSIAMIS0000	ABANDONED LAND MINE	Result				6,495	-6,495	DIV/ZERO	
LXSIANMS0000	ABANDONED MINE LAND	L1010	LLWO	LLWO280000	DIV ENVR QUAL & PROT	716,000	453,679	262,321	63%
LXSIANMS0000	ABANDONED MINE LAND	L1010	Result			716,000	453,679	262,321	63%
LXSIANMS0000	ABANDONED MINE LAND	Result				716,000	453,679	262,321	63%
LXSIARPA0000	ARCHAEOLOGICAL RESOU	L1630	LLWO	LLWO120000	OLES-WO		621	-621	DIV/ZERO
LXSIARPA0000	ARCHAEOLOGICAL RESOU	L1630	Result				621	-621	DIV/ZERO
LXSIARPA0000	ARCHAEOLOGICAL RESOU	Result					621	-621	DIV/ZERO

Funded Program – Special State Unique (LXSS*) Variable Screen

BEx Web - SAP NetWeaver Portal - Windows Internet Explorer

https://www.fbms.doi.net/irj/portal/anonymous?guest_user=Anon_D0I

File Edit View Favorites Tools Help

BEx Web - SAP NetWeaver Portal Home Feeds Print Page Tools Help Research

INTERIOR
FBMS

Welcome Tiffany Martinez
FBMS Help Personalize Log Off

HOME ACQUISITION/FINANCIAL ASSISTANCE CORE FINANCIALS TRAVEL EMIS PROPERTY

HOME

... EMIS Home > BEx Portfolio > BEx Web > BEx Portfolio > BEx Web

Detailed Navigation

- EMIS Home
- BEx Web Analyzer
- My Portfolio
- BEx Portfolio
- EMIS Discussions
- EMIS Room Directory
- EMIS Documentation
- BW Custom Reports
- EMIS FAQs
- EMIS Help

FBMS Favorites

There are no items to display

EMIS Favorites

- FY 2011
- UTAH
- UTAH

Variable Entry

Available Variants: Save Save As... Delete Show Variable Personalization

General Variables			
Variable	Current Selection		Description
Business Area by Authorization	L000	<input type="checkbox"/>	L000 Bureau of Land Management
* Budget Version	1	<input type="checkbox"/>	1
* Fiscal Year (Mandatory, Selection)	2019	<input type="checkbox"/>	2019
Period/Fiscal Year (Selection Options, Optional)		<input type="checkbox"/>	
Fund		<input type="checkbox"/>	
Funds Center (Optional)	LL##*	<input type="checkbox"/>	LL##*
FA Budget Activity(Optional, Selection Option)		<input type="checkbox"/>	
Functional Area		<input type="checkbox"/>	
Funded Program	LXSS*	<input type="checkbox"/>	LXSS* ← Funded Program Code
Fund Type		<input type="checkbox"/>	
Posting Period, (Optional, Interval)	1 - 13	<input type="checkbox"/>	1 - 13
Functional Area (Optional)		<input type="checkbox"/>	
Commitment Item (Selection Option, Optional)		<input type="checkbox"/>	

OK Check

Funded Program (FP) (Project) Report

Special State Unique

Fund Status Summary

Last Data Update:

07/14/2011 07:35:04

Display As

To adjust filter area, drag characteristics from navigation area into filter area

FC Org. Level 1	Funded Program	FA Budget Activity	Funds Center	Fiscal year	2011	2011	2011	2011
					Consumable Budget	Total Obligations (Incl. Comm)	Current Available Funds	Percent Obligated
					\$	\$	\$	%
LLCA	LXSS021B0000	CLEAR CREEK MGMT ARE	L1010	LLCAC09000	HOLLISTER FO	8,138	-8,138	DIV/ZERO
LLCA	LXSS021B0000	CLEAR CREEK MGMT ARE	L1010	LLCAC09200	MULTI-RESOURCE STAFF	30,400	-30,400	DIV/ZERO
LLCA	LXSS021B0000	CLEAR CREEK MGMT ARE	L1020	LLCAC09500	LE RANGER STAFF	1,261	-1,261	DIV/ZERO
LLCA	LXSS021B0000	CLEAR CREEK MGMT ARE	L1050	LLCAC09200	MULTI-RESOURCE STAFF	9,495	-9,495	DIV/ZERO
LLCA	LXSS021B0000	CLEAR CREEK MGMT ARE	L1110	LLCAC09000	HOLLISTER FO	61	-61	DIV/ZERO
LLCA	LXSS021B0000	CLEAR CREEK MGMT ARE	L1110	LLCAC09100	ADMIN SUPPORT STAFF	1,184	-1,184	DIV/ZERO
LLCA	LXSS021B0000	CLEAR CREEK MGMT ARE	L1150	LLCAC09000	HOLLISTER FO	6,091	-6,091	DIV/ZERO
LLCA	LXSS021B0000	CLEAR CREEK MGMT ARE	L1150	LLCAC09200	MULTI-RESOURCE STAFF	32,108	-32,108	DIV/ZERO
LLCA	LXSS021B0000	CLEAR CREEK MGMT ARE	L1210	LLCAC09200	MULTI-RESOURCE STAFF	922	-922	DIV/ZERO
LLCA	LXSS021B0000	CLEAR CREEK MGMT ARE	L1210	LLCAC09500	LE RANGER STAFF	278	-278	DIV/ZERO
LLCA	LXSS021B0000	CLEAR CREEK MGMT ARE	L1220	LLCAC09000	HOLLISTER FO	1,640	-1,640	DIV/ZERO
LLCA	LXSS021B0000	CLEAR CREEK MGMT ARE	L1220	LLCAC09200	MULTI-RESOURCE STAFF	6,263	-6,263	DIV/ZERO
LLCA	LXSS021B0000	CLEAR CREEK MGMT ARE	L1220	LLCAC09300	IMPLEMENTATION TEAM	30	-30	DIV/ZERO
LLCA	LXSS021B0000	CLEAR CREEK MGMT ARE	L1220	LLCAC09500	LE RANGER STAFF	29,959	-29,959	DIV/ZERO
LLCA	LXSS021B0000	CLEAR CREEK MGMT ARE	L1610	LLCAC09200	MULTI-RESOURCE STAFF	1,662	-1,662	DIV/ZERO
LLCA	LXSS021B0000	CLEAR CREEK MGMT ARE	L1630	LLCAC09200	MULTI-RESOURCE STAFF	2,038	-2,038	DIV/ZERO
LLCA	LXSS021B0000	CLEAR CREEK MGMT ARE	L1630	LLCAC09500	LE RANGER STAFF	10,993	-10,993	DIV/ZERO
LLCA	LXSS021B0000	CLEAR CREEK MGMT ARE	L1651	LLCAC09300	IMPLEMENTATION TEAM	368	-368	DIV/ZERO
LLCA	LXSS021B0000	CLEAR CREEK MGMT ARE	L1652	LLCAC09300	IMPLEMENTATION TEAM	35,237	-35,237	DIV/ZERO
LLCA	LXSS021B0000	CLEAR CREEK MGMT ARE	L1990	LLCAC09000	HOLLISTER FO	3,668	-3,668	DIV/ZERO
LLCA	LXSS021B0000	CLEAR CREEK MGMT ARE	L1990	LLCAC09100	ADMIN SUPPORT STAFF	6,865	-6,865	DIV/ZERO
LLCA	LXSS021B0000	CLEAR CREEK MGMT ARE	Result			188,663	-188,663	DIV/ZERO

Budget & Fund Status Reports>

Detail Transaction Report

General FM Query

Last Data Update:

03/31/2011 02:34:35

LEFT SIDE OF REPORT

FC Org. Level 1	Funds Center	Fund	FA Budget Program	Bureau Activity Code	Funded Program	Commitment item
LLWO	LLWO100000	XXXL1109AF	L13100000	XX0000	FPDEFAULT	252R00 Contracts - Professional Services
LLWO	LLWO100000	XXXL1109AF	L13100000	XX0000	FPDEFAULT	252R00 Contracts - Professional Services
LLWO	LLWO100000	XXXL1109AF	L13100000	XX0000	FPDEFAULT	252R00 Contracts - Professional Services
LLWO	LLWO100000	XXXL1109AF	L13100000	XX0000	FPDEFAULT	252R00 Contracts - Professional Services

Overall Result

RIGHT SIDE OF REPORT

Document type	FI doc:doc.number	Ref. Document Number	Vendor	Posting date		2011	2011	2011	
						Unliquidated Obligations	Total Expenditures	Total Obligations	
						\$	\$	\$	
WE	Goods Receipt	5000097882	5000097882	20003854	The Office of Secretary	10/21/2010		3,600.00	3,600.00
WE	Goods Receipt	5000098339	5000098339	20003854	The Office of Secretary	10/20/2010		4,612.18	4,612.18
WE	Goods Receipt	5000107477	5000107477	20003854	The Office of Secretary	01/03/2011		88.51	88.51
#	Not assigned	#	L10PG00503	20003854	The Office of Secretary	12/18/2009	-8,300.69		-8,300.69
7/15/2011							-8,300.69	8,300.69	0.00

Purchase Requisition Summary Report

Located in Special Reports Folder

BEEx Portfolio - SAP NetWeaver Portal - Windows Internet Explorer

https://www.fbms.doi.net/irj/portal/anonymous?guest_user=Anon_DOI

File Edit View Favorites Tools Help

BEEx Portfolio - SAP NetWeaver Portal Home Feeds Print Page Tools Help Research

INTERIOR
FBMS

Welcome Tiffany Martinez
FBMS Help Personalize Log Off

HOME ACQUISITION/FINANCIAL ASSISTANCE CORE FINANCIALS TRAVEL EMIS PROPERTY

HOME

... BEEx Portfolio > BEEx Web > BEEx Portfolio > BEEx Web > BEEx Portfolio | History Back Forward

EMIS > BLM > FY 2011 > Budget & Fun... > Special Reports

Name ^	Size	Created By	Created	Modified By	Modified
Fund Status - Negative Balances Report	0 Bytes	Palmer, David B	5/31/11 1:58:38 PM	Palmer, David B	5/31/11 1:56:13 PM
Purchase Requisition Summary Report	0 Bytes	Kasterin, Sasha R	4/15/11 12:36:08 PM	Kasterin, Sasha R	4/15/11 12:36:08 PM
Travel Ceiling Report - 2011	0 Bytes	Palmer, David B	3/31/11 1:58:40 PM	Palmer, David B	3/31/11 10:17:52 AM
Travel Ceiling Report - WO - 2011	0 Bytes	Palmer, David B	3/31/11 1:59:15 PM	Palmer, David B	3/31/11 10:25:08 AM
WBS Active/Inactive Status Report	0 Bytes	Palmer, David B	3/10/11 9:48:31 AM	Palmer, David B	3/10/11 9:48:31 AM

Purchase Requisition Summary Report Variable Screen

BEx Web - SAP NetWeaver Portal - Windows Internet Explorer

https://www.fbms.doi.net/irj/portal/anonymous?guest_user=Anon_D0I

File Edit View Favorites Tools Help

BEx Web - SAP NetWeaver Portal Home Feeds (1) Print Page Tools Help Research

INTERIOR
FBMS

Welcome Tiffany Martinez
FBMS Help Personalize Log Off

HOME ACQUISITION/FINANCIAL ASSISTANCE CORE FINANCIALS TRAVEL EMIS PROPERTY
NEWS & INFORMATION | MY TASKS | HELP DESK | FBMS Settings

... BEx Web > BEx Portfolio > BEx Web > BEx Portfolio > BEx Web | History Back Forward

Detailed Navigation

- Home
- FBMS Access
- Links to DOI Organizations
- FBMS FAQs
- Help on the FBMS Portal

FBMS Favorites

There are no items to display

EMIS Favorites

- FY 2011
- UTAH
- UTAH

General Variables

Variable	Current Selection	Description
Business Area by Authorization	L000	L000 Bureau of Land Management
Fiscal Year (Selection Options, Optional)	2015	2015
Period/Fiscal Year (Selection Options, Optional)		
Requisition Num(Selection Options, Optional)		
Requisitioner(Created By)		
Originating Office		
Purchase Order Number		
Doc. Type(Selection Options, Optional)		
PoP Start Date		
PoP End Date		
Release Status (Selection Options, Optional)		
Transmission Status(Selection Options, Optional)		
Fund (Selection Options, Optional)		
Funds Center (Selection Options, Optional)		
Cost Centers (Selection Options, Optional)		
Functional Area (Selection Options, Optional)		
WBS Element (Selection Options, Optional)		
G/L Account (Selection Options, Optional)		
Purchasing Group(Selection Options, Optional)		
Material Group		
UPC Code		

OK Check

Purchase Requisition Summary Report

Purchase Requisition Summary

LEFT SIDE OF REPORT

Date - Requisition (Request)	Cost Center	Requisition Num	PO Number	Date - Purchase Order	PR Title	PR Item Short Text
11/08/2010	LLOC605000	0040000808	#	#	CIBER CONTRACT REVERSE FUNDING	CIBER CONTRACT FUNDING REVERSE
11/09/2010	LLOC680000	0040000863	#	#	ADTC CBS BPS TSIS	TSIS
11/19/2010	LLOC660000	0040001678	L11PX00041	11/22/2010	CON 218 ADVANCED CONTRACTING COURSE	CON 218 TRAINING
11/19/2010	LLOC680000	0040001658	#	#	ADTC CBS BPS TSIS	TSIS
12/08/2010	LLOC600000	0040002619	L10PG00686	04/21/2010	CONTRACTING OFCR TECH REP FEE L10PG00686	COTR FEE
12/23/2010	LLOC620000	0040003458	#	#	CGRM TRNG MODULE 1-3 FEB-MAR 2011	TRAINING 35 STUDENTS
01/07/2011	LLOC620000	0040003818	L11PX00170	01/13/2011	CGRM TRNG MODULE 1-3 FEB-MAR 2011	TRAINING 35 STUDENTS

RIGHT SIDE OF REPORT

Functional Area	WBS Element	Requisitioner	COR/Receiving Official	Release Strategy	Ind - Release Indicator		PR Commitment Amt	PO Obligation Amt	Remaining Commitment Amt
							\$	\$	\$
L18200000.XD0000	#	BGUEST	BVIAL	#	3 SUCCESSFULLY TRANS	#	Not assigned	1.00	1.00
L63100000.XD0000	#	BGUEST	SGOERGEN	#	3 SUCCESSFULLY TRANS	#	Not assigned	88,000.00	88,000.00
L18200000.XK0000	#	CCARDON	ECOB	#	3 SUCCESSFULLY TRANS	#	Not assigned	7,200.00	7,200.00
L63100000.XD0000	#	BGUEST	BVIAL	#	3 SUCCESSFULLY TRANS	#	Not assigned	88,000.00	88,000.00
L18200000.XK0000	#	BGUEST	SGOERGEN	#	3 SUCCESSFULLY TRANS	#	Not assigned	228,966.32	228,966.32
L18200000.XW0000	#	BGUEST	AMCCONNE	#	1 NOT TRANSMITTED	#	Not assigned	0.00	0.00
L18200000.XW0000	#	BGUEST	AMCCONNE	#	3 SUCCESSFULLY TRANS	#	Not assigned	18,325.00	18,325.00

Budget & Fund Status Reports - Part 3. **Then** and **Now**

MIS FY 2008 and earlier

vs.

FBMS FY 2011

Management Information System (MIS)

FY 2008 and Earlier – Historic Data

Budget & Fund Home Page - Windows Internet Explorer

http://mis.blm.gov/indexbfs.htm

File Edit View Favorites Tools Help


Budget & Fund Home Page

National Operations Center
Division of Business Services
Management Information System
Return to MIS home page

Budget & Fund Status

- System Information
- Subactivity - PE
- Direct Database Access
- Other Offices/Centers
- Baseline Report
- Bureau Wide Reports
- Help

multiple-version users see below map.
Click on your state for specific information



[Disclaimer Statement](#) | [DOI Acceptable Use Statement](#) | [Privacy Statement](#)

Attention: If you are a multiple-version Brio/Hyperion user: // R2000

Done Local intranet 100%

Financial and Business Management System (FBMS)

Home - SAP NetWeaver Portal - Windows Internet Explorer

https://www.fbms.doi.net/irj/portal

File Edit View Favorites Tools Help

Home - SAP NetWeaver Portal

INTERIOR
FBMS

Welcome Cecilia Smith
No feeds detected on this page (Alt+J)
Feeds provide updated website content

HOME ACQUISITION/FINANCIAL ASSISTANCE CORE FINANCIALS EMIS PROPERTY

NEWS & INFORMATION | MY TASKS | HELP DESK | FBMS Settings

... [FI Home](#) > [Custom Reports](#) > [Acquisition Home](#) > [Service Per Purchase Order](#) > Home

History Back Forward

Detailed Navigation

- Home
- FBMS Access
- Links to DOI Organizations
- FBMS FAQs
- Help on the FBMS Portal

FBMS Favorites

There are no items to display

System Status Information

EMIS data is available for reporting as of 03/28/2011.
(Updated 3/28/2011 bruddy@nbc.gov)

FBMS Key Dates

<< March 2011 >>

Sun	Mon	Tue	Wed	Thu	Fri
		1	2	3	4
6	7	8	9	10	11
13	14	15	16	17	18
20	21	22	23	24	25
27	28	29	30	31	

0 events

Local intranet 100%

FBMS Fund Status Summary FY 2011 vs. MIS Subactivity Report FY 2008

Fund Status Summary 2011

Last Data Update:
03/30/2011 02:41:26

Note: In FBMS, Prior Year Adjustments are netted in the Total Obligation column.

FC Org. Level 1	FA Budget Activity	FA Budget Program	Fiscal year 2011			
			Consumable Budget	Total Obligations (Incl. Comm)	Current Available Funds	Percent Obligated
			\$	\$	\$	%
LLWO	L1010	L10100000	8,497,977.81	1,734,078.75	6,763,899.06	20.41%
LLWO	L1020	L10200000	3,811,059.83	1,629,201.65	2,181,858.18	42.75%
LLWO	L1030	L10300000	669,350.21	167,951.09	501,399.12	25.09%
LLWO	L1040	L10400000	1,983,496.74	571,247.07	1,412,249.67	28.80%
LLWO	L1050	L10500000	2,319,003.36	991,151.64	1,327,851.72	42.74%
Overall Result			17,280,887.96	5,093,630.20	12,187,257.75	29.48%

MIS 2008

Ops As Of	09/28/08	09/28/08	09/28/08	09/28/08	09/28/08	09/28/08	09/28/08
Ops Percent	100%	100%	100%	100%	100%	100%	100%
Labor As Of	09/13/08	09/13/08	09/13/08	09/13/08	09/13/08	09/13/08	09/13/08
Last Payperiod	200819	200819	200819	200819	200819	200819	200819
Labor Percent	96%	96%	96%	96%	96%	96%	96%
Subactivity	State	Revenue/ Planned Dollars	Prior Yr Adjustment	Total Available	Spent	Balance	% Spent
1010	WO	2,692,000	70,976	2,762,976	2,715,519	47,457	98%
1020	WO	4,312,000	228,485	4,540,485	3,844,275	696,210	85%
1030	WO	702,000	84,220	786,220	713,654	72,566	91%
1040	WO	905,000	40,661	945,661	733,283	212,378	78%
1050	WO	1,792,000	7,638	1,799,638	1,635,886	163,752	91%

Then and NOW – Bureauwide Reports

Bureau-wide MIS BUDGET AND FUND STATUS (OLD)	Path to Similar Reports in FBMS (NEW)	Notes
Summary Level		Use Variable Screen to define limits in FBMS.
All Subactivities Summary Status	EMIS>BEX Portfolio > BLM > FY2011>Budget & Fund Status Summary Reports >Budget Activity Summary Status - Bureau - BV0	Second Report Version in Budget Version 1: EMIS>BEX Portfolio > BLM > FY2011>Budget & Fund Status Reports/Budget Activity Summary Status - Bureau - BV1
	EMIS>BEX Portfolio> BLM> FY2011> Budget & Fund Status Reports > Budget Activity Summary Status - State	
	EMIS>BEX Portfolio>BLM>FY2011>Budget & Fund Status Reports/Budget Activity Summary Status- District/SO Div	New level report as of FY 2011.
	EMIS>BEX Portfolio> BLM> FY2011> Budget & Fund Status Reports > Budget Activity Summary Status - Field/Office	

Then and NOW

Bureauwide Reports cont.

Bureau-wide MIS BUDGET AND FUND STATUS (OLD)	Path to Similar Reports in FBMS (NEW)	Notes
Summary Level continued		Use Variable Screen to define limits in FBMS.
MLR Subactivities Summary Status	Same as above, with XXXL1109* as Fund choice on Variable Screen	See Guidelines for Running MLR Reports.
Object Class by Subactivity		Pull in Commitment Item variable to receive object class data.
Output costs by Subactivity/PE		Pull in Bureau Activity Code variable to receive program element data.
Cost Target/Planned Dollars Discrepancy Report	EMIS>BEX Web Analyzer>New Analysis>Roles>Funds Management>Budget Version 0 & 1 Comparison Report	
Leave Surcharge Analysis Report		Not available.
Comprehensive Report		Not available.
Travel Cost by Fiscal Yr & Qtr	EMIS>BEX Portfolio> BLM> FY2011> Budget & Fund Status Reports > Special Reports > Travel Ceiling Report 2011. Also available Travel Ceiling Report - WO - 2011.	FBMS does not allow saving of report data in static tables by time period. FY 2011 is the first year a travel ceiling with guidelines was established in IM 2011-053. Reports of all travel without any exclusions may be run on Major Object Class 21 or Commitment Item 21* on the Budget and Program Summary Reports above.
Cost Allocation Report - as of 09-24-2008		Not available.

Then and NOW Bureauwide Reports cont.

Bureau-wide MIS BUDGET AND FUND STATUS (OLD)	Path to Similar Reports in FBMS (NEW)	Notes
Detail Level		Use Variable Screen to define limits in FBMS.
Ops Transaction Detail	EMIS >BEX Portfolio>BLM>FY2011>Budget & Fund Status Reports>Detail Transaction Reports> Detail Transactions	
Revenue Transaction Detail	EMIS >BEX Portfolio>BLM>FY2011>Budget & Fund Status Reports>Detail Transaction Reports> Detail Revenue Transactions	
Project Transaction Detail	EMIS >BEX Portfolio>BLM>FY2011>Budget & Fund Status Reports>Detail Transaction Reports> Detail Transactions and Indirect Cost Postings	
Unliquidated Obligations by BFY & Fund	EMIS >BEX Portfolio> BLM> FY2011>Budget & Fund Status Reports>Detail Transaction Reports> Unliquidated Obligations by Budget Program	
Unliquidated Obligations by Trans Num/Proc Type	EMIS >BEX Portfolio> BLM> FY2011>Budget & Fund Status Reports>Detail Transaction Reports> Unliquidated Obligations Detail Transactions	
Unliquidated Commitments by Fund & State		Not available.
Labor Detail by Employee, PE, Pay Period & BOC	EMIS>BEX Portfolio>BLM> BLM Labor	Restricted Labor Detail Reports. Select State Report from List.

Then and NOW – State Reports

STATE MIS BUDGET AND FUND STATUS (OLD)	Path to Similar Reports in FBMS (NEW)	Notes
State Wide Level	EMIS >BEX Portfolio>BLM>FY2011> Budget & Fund Status Reports/ Budget Activity Summary Status - State	Use Variable Screen to define limits in FBMS.
All Subactivities Summary Status		
MLR Subactivities Summary Status		Use Variable Screen to define limits for Fund XXXL1109* Accounts. See Guidelines for Running MLR Reports.
Object Class by Subactivity		Pull in Commitment Item To get object class data.
Output costs by Subactivity/PE		Pull in Bureau Activity Code to get program element data.
Planned Dollars/Cost Target Discrepancy	CORE FINANCIALS >FM>Budget Execution > Budget Version Comparison	Use Variable Screen to define State limits
Cost Target/Planned Dollars Discrepancy	Same as above.	

Then and NOW – State/Office Reports

STATE MIS BUDGET AND FUND STATUS (OLD)	Path to Similar Reports in FBMS (NEW)	Notes
Office Level	EMIS>BEX Portfolio>BLM>FY2011>Budget & Fund Status Reports/Budget Program Summary Status - Field/Office	Use Variable Screen to define limits in FBMS. Report for District/SO Div also available.
	All Subactivities Summary Status	
	MLR Subactivities Summary Status	Use Variable Screen to define limits for Fund XXXL1109* Accounts. See Guidelines for Running MLR Reports.
	Object Class by Subactivity	Pull in Commitment Item variable to receive object class data.

Then and NOW– State/Office Reports cont.

STATE MIS BUDGET AND FUND STATUS (OLD)	Path to Similar Reports in FBMS (NEW)	Notes
Detail Transactions (Non-Labor and some Labor)	EMIS>BEX Portfolio>BLM>FY2011>Budget & Funds Status Reports/Detail Transactions Reports	Use Variable Screen to define limits in FBMS.
Ops Transaction Detail	EMIS>BEX Portfolio>BLM>FY2011>Budget & Funds Status Reports>Detail Transactions Reports>Detail Transactions	
Revenue Transaction Detail	EMIS>BEX Portfolio>BLM>FY2011>Budget & Funds Status Reports>Detail Transactions Reports>Detail Revenue Transactions	
Project Transaction Detail	EMIS>BEX Portfolio>BLM>FY2011>Budget & Funds Status Reports>Detail Transactions Reports>Detail Transactions and Indirect Cost Postings	
Unliquidated Obligations	EMIS>BEX Portfolio>BLM>FY2011>Budget & Funds Status Reports>Detail Transactions Reports>Unliquidated Obligations Detail Transactions	