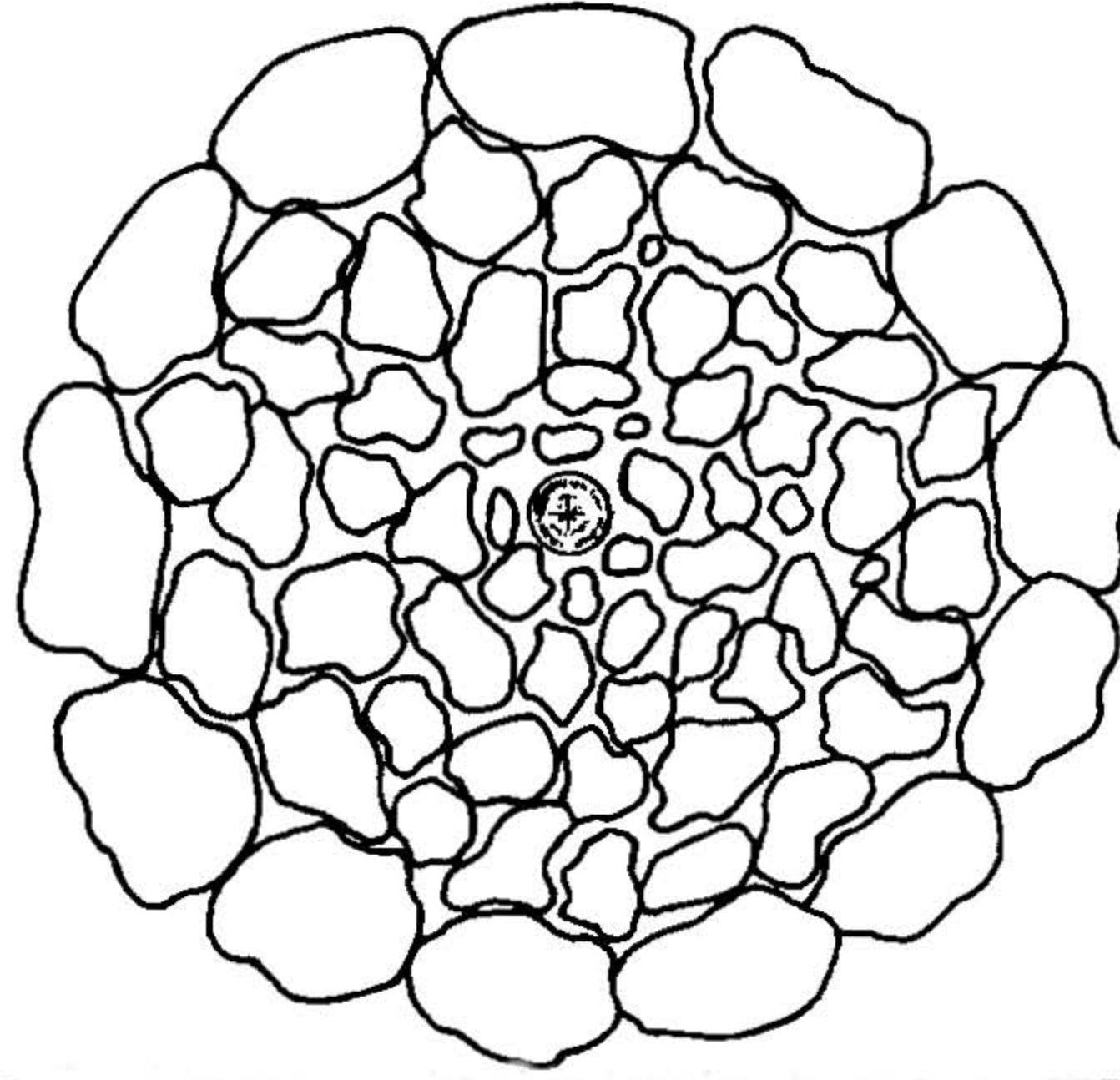


Corner Identification and Markings



W-W-W	W-W	E-W-W	W-E-W	E-W	E-E-W	W-W-E	W-E	E-E	W-E-E	E-E	C-E-E															
1/1024	1/256	1/1024	1/64	1/1024	1/256	1/1024	1/16	1/1024	1/256	1/1024	1/64	1/1024	1/256	1/1024	1/256	1/1024	1/256	1/1024	1/64	1/1024	1/256	1/1024	1/256	1/1024		
NW-NW-NW	C-N-NW-NW	NE-NW-NW	C-N-N-NW	NW-NE-NW	C-N-NE-NW	NE-NE-NW	C-N-N	NW-NW-NE	C-N-NW-NE	NE-NW-NE	C-N-N-NE	NW-NE-NE	C-N-NE-NE	NE-NE-NE												
1/1024	1/256	1/1024	1/256	1/1024	1/256	1/1024	1/256	1/1024	1/256	1/1024	1/256	1/1024	1/256	1/1024	1/256	1/1024	1/256	1/1024	1/256	1/1024	1/256	1/1024	1/256	1/1024	1/256	1/1024
C-W-NW-NW	NW-NW	C-E-NW-NW	C-N-NW	C-W-NE-NW	NE-NW	C-E-NE-NW	C-N-N	C-W-NW-NE	NW-NE	C-E-NW-NE	C-N-NE	C-W-NE-NE	NE-NE	C-E-NE-NE												
1/1024	1/256	1/1024	1/64	1/1024	1/256	1/1024	1/64	1/1024	1/256	1/1024	1/64	1/1024	1/256	1/1024	1/64	1/1024	1/256	1/1024	1/64	1/1024	1/256	1/1024	1/256	1/1024	1/256	1/1024
SW-NW-NW	C-S-NW-NW	SE-NW-NW	C-S-N-NW	SW-NE-NW	C-S-NE-NW	SE-NE-NW	C-S-N-N	SW-NW-NE	C-S-NW-NE	SE-NW-NE	C-S-N-NE	SW-NE-NE	C-S-NE-NE	SE-NE-NE												
1/1024	1/256	1/1024	1/256	1/1024	1/256	1/1024	1/256	1/1024	1/256	1/1024	1/256	1/1024	1/256	1/1024	1/256	1/1024	1/256	1/1024	1/256	1/1024	1/256	1/1024	1/256	1/1024	1/256	1/1024
C-W-W-NW	C-W-NW	C-E-W-NW	NW	C-W-E-NW	C-E-NW	C-E-E-NW	C-N	C-W-W-NE	C-W-NE	C-E-W-NE	NE	C-W-E-NE	C-E-NE	C-E-E-NE												
1/1024	1/256	1/1024	1/64	1/1024	1/256	1/1024	1/16	1/1024	1/256	1/1024	1/16	1/1024	1/256	1/1024	1/64	1/1024	1/256	1/1024	1/16	1/1024	1/256	1/1024	1/64	1/1024	1/256	1/1024
NW-SW-NW	C-N-SW-NW	NE-SW-NW	C-N-S-NW	NW-SE-NW	C-N-SE-NW	NE-SE-NW	C-N-S-N	NW-SW-NE	C-N-SW-NE	NE-SW-NE	C-N-S-NE	NW-SE-NE	C-N-SE-NE	NE-SE-NE												
1/1024	1/256	1/1024	1/256	1/1024	1/256	1/1024	1/16	1/1024	1/256	1/1024	1/16	1/1024	1/256	1/1024	1/256	1/1024	1/256	1/1024	1/256	1/1024	1/256	1/1024	1/256	1/1024	1/256	1/1024
C-W-SW-NW	SW-NW	C-E-SW-NW	C-S-NW																							
1/1024	1/256	1/1024	1/64	1/1024	1/256	1/1024	1/64																			
SW-SW-NW	C-S-SW-NW	SE-SW-NW	C-S-S-NW																							
1/1024	1/256	1/1024	1/256	1/1024	1/256	1/1024	1/256																			
C-W-W-W	C-W-W	C-E-W-W																								
1/1024	1/256	1/1024	1/64	1/1024	1/256	1/1024	1/256																			
NW-NW-SW	C-N-NW-SW	NE-NW-SW																								
1/1024	1/256	1/1024	1/256	1/1024	1/256	1/1024	1/256																			
C-W-NW-SW	NW-SW	C-E-NW-SW																								
1/1024	1/256	1/1024	1/64	1/1024	1/256	1/1024	1/256																			
SW-NW-SW	C-S-NW-SW	SE-NW-SW	C-S-N-SW																							
1/1024	1/256	1/1024	1/256	1/1024	1/256	1/1024	1/256																			
C-W-W-SW	C-W-SW	C-E-W-SW	SW	C-W-E-SW	C-E-SW	C-E-E-SW	C-S	C-W-W-SE	C-W-SE	C-E-W-SE	SE	C-W-E-SE	C-E-SE	C-E-E-SE												
1/1024	1/256	1/1024	1/64	1/1024	1/256	1/1024	1/16	1/1024	1/256	1/1024	1/64	1/1024	1/256	1/1024	1/16	1/1024	1/256	1/1024	1/64	1/1024	1/256	1/1024	1/256	1/1024	1/256	1/1024
NW-SW-SW	C-N-SW-SW	NE-SW-SW	C-N-S-SW	NW-SE-SW	C-N-SE-SW	NE-SE-SW	C-N-S-S	NW-SW-SE	C-N-SW-SE	NE-SW-SE	C-N-S-SE	NW-SE-SE	C-N-SE-SE	NE-SE-SE												
1/1024	1/256	1/1024	1/256	1/1024	1/256	1/1024	1/256	1/1024	1/256	1/1024	1/256	1/1024	1/256	1/1024	1/256	1/1024	1/256	1/1024	1/256	1/1024	1/256	1/1024	1/256	1/1024	1/256	1/1024
C-W-SW-SW	SW-SW	C-E-SW-SW	C-S-SW	C-W-SE-SW	SE-SW	C-E-SE-SW	C-S-S	C-W-SW-SE	SW-SE	C-E-SW-SE	C-S-SE	C-W-SE-SE	SE-SE	C-E-SE-SE												
1/1024	1/256	1/1024	1/64	1/1024	1/256	1/1024	1/64	1/1024	1/256	1/1024	1/64	1/1024	1/256	1/1024	1/64	1/1024	1/256	1/1024	1/64	1/1024	1/256	1/1024	1/64	1/1024	1/256	1/1024
SW-SW-SW	C-S-SW-SW	SE-SW-SW	C-S-S-SW	SW-SE-SW	C-S-SE-SW	SE-SE-SW	C-S-S-S	SW-SW-SE	C-S-SW-SE	SE-SW-SE	C-S-S-SE	SW-SE-SE	C-S-SE-SE	SE-SE-SE												
1/1024	1/256	1/1024	1/256	1/1024	1/256	1/1024	1/256	1/1024	1/256	1/1024	1/256	1/1024	1/256	1/1024	1/256	1/1024	1/256	1/1024	1/256	1/1024	1/256	1/1024	1/256	1/1024	1/256	1/1024
W-W-W	W-W	E-W-W	W	W-E-W	E-W	E-E-W		W-W-E	W-E	E-W-E	E	W-E-E	E-E	E-E-E												
1/1024	1/256	1/1024	1/64	1/1024	1/256	1/1024	1/16	1/1024	1/256	1/1024	1/64	1/1024	1/256	1/1024	1/16	1/1024	1/256	1/1024	1/64	1/1024	1/256	1/1024	1/256	1/1024	1/256	1/1024

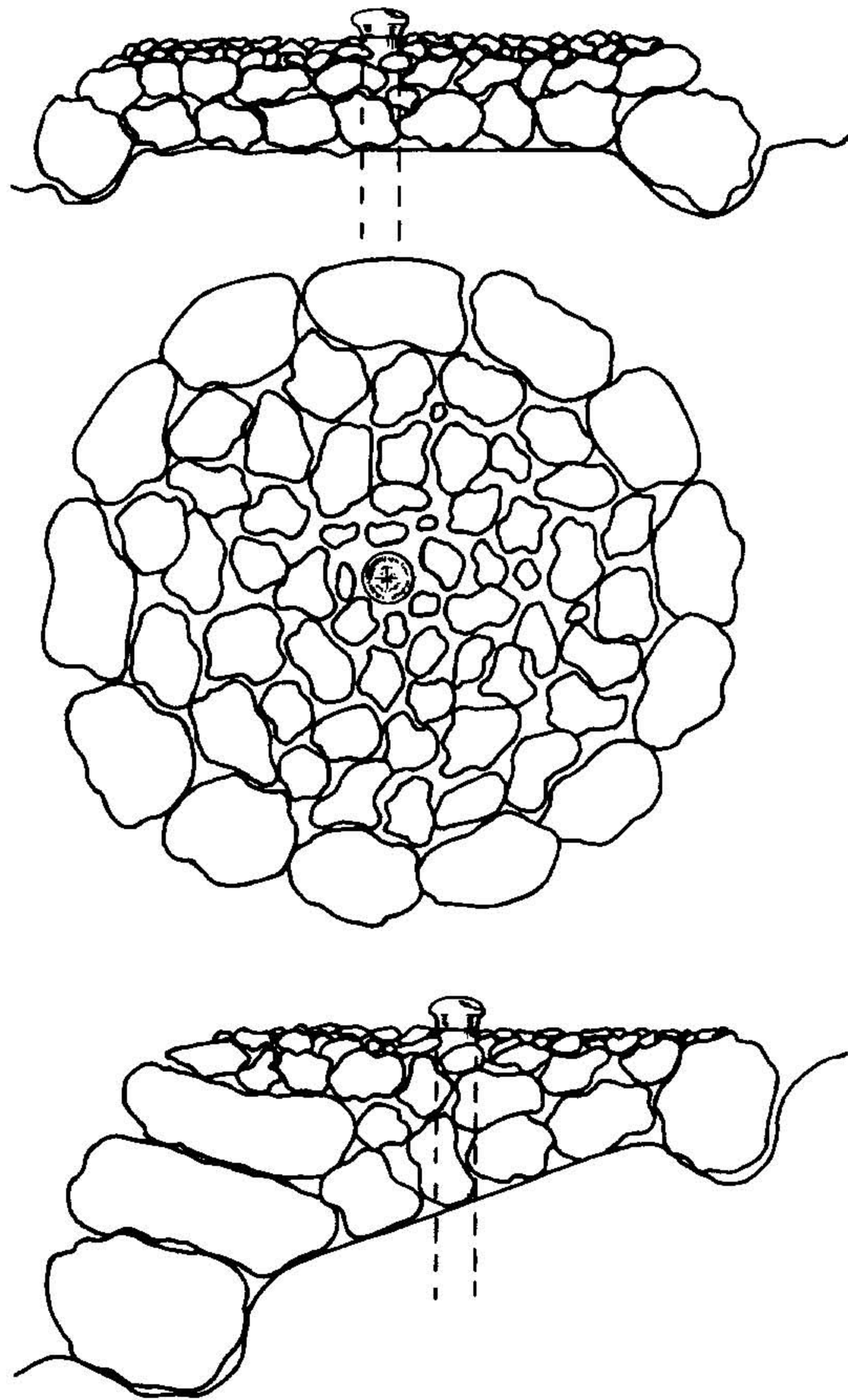


FIGURE 64.—A mound of stone. Base should be not less than 3 ft. diameter.

MONUMENTATION

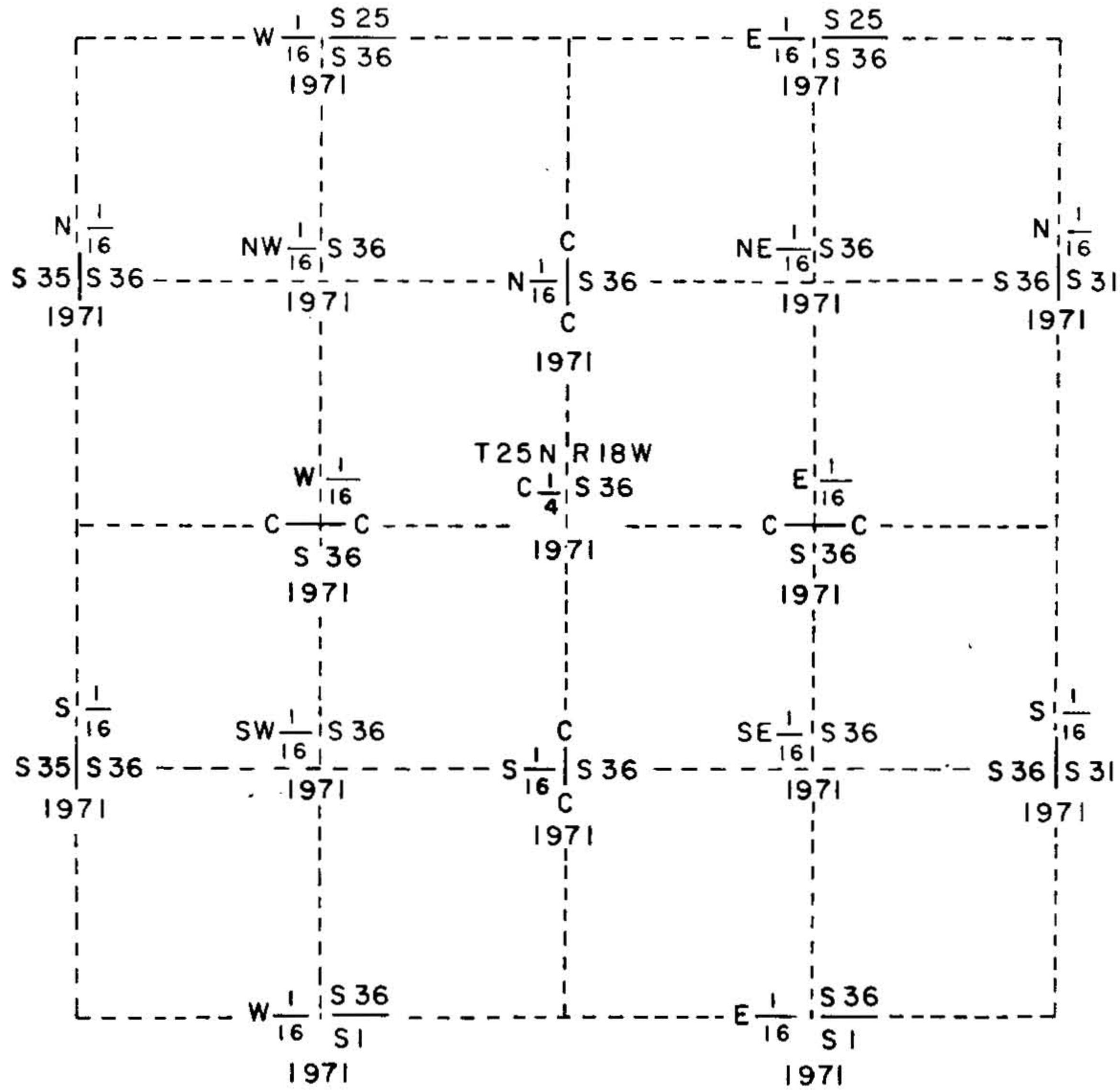


FIGURE 65.—Marks on monuments at interior quarter-section corner and all sixteenth-section corners.

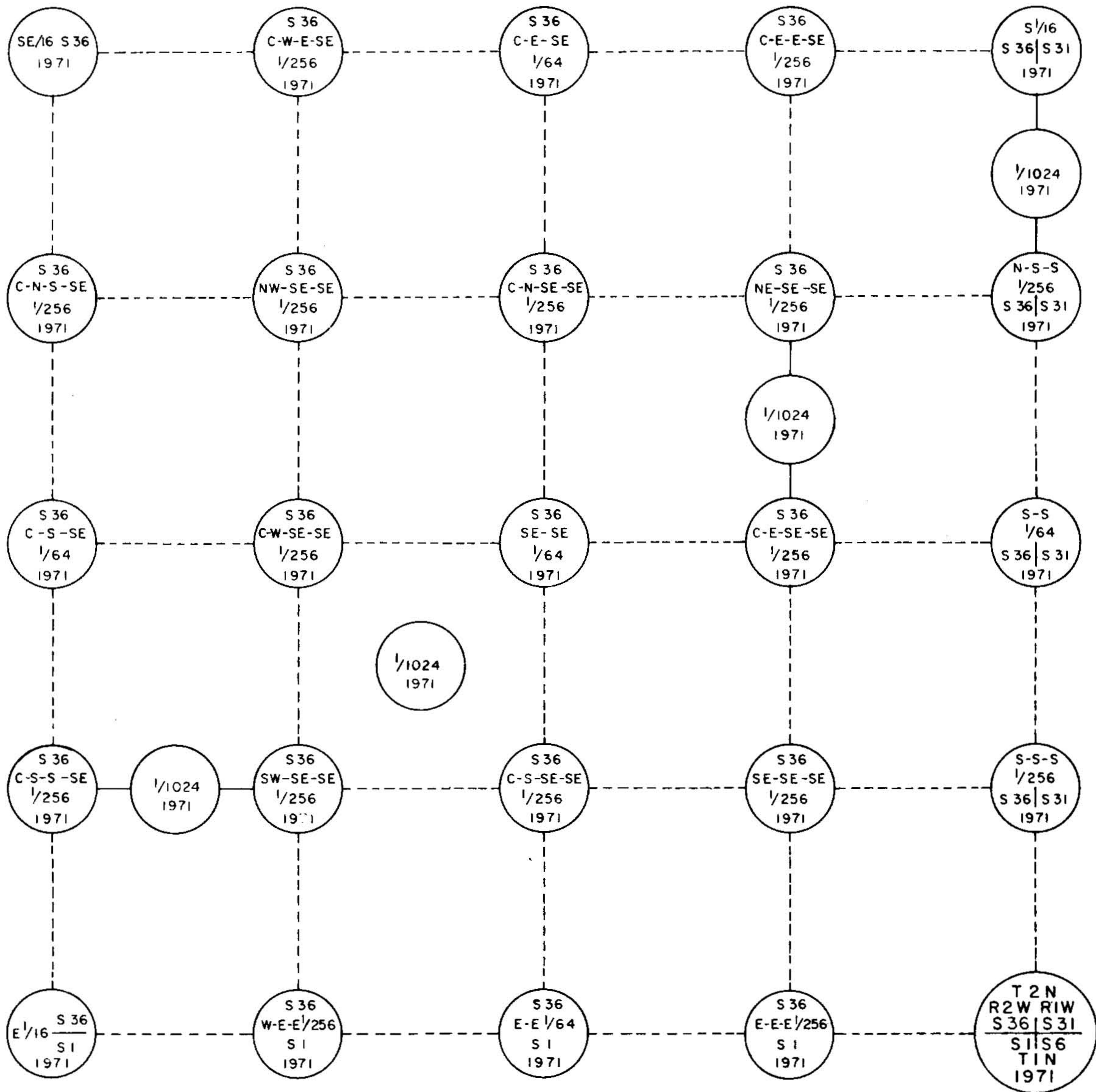


FIGURE 66.—Marks on monuments at corners of minor subdivisions. If 1/1024 section corners are established, only "1/1024" and the date are marked on the brass cap.

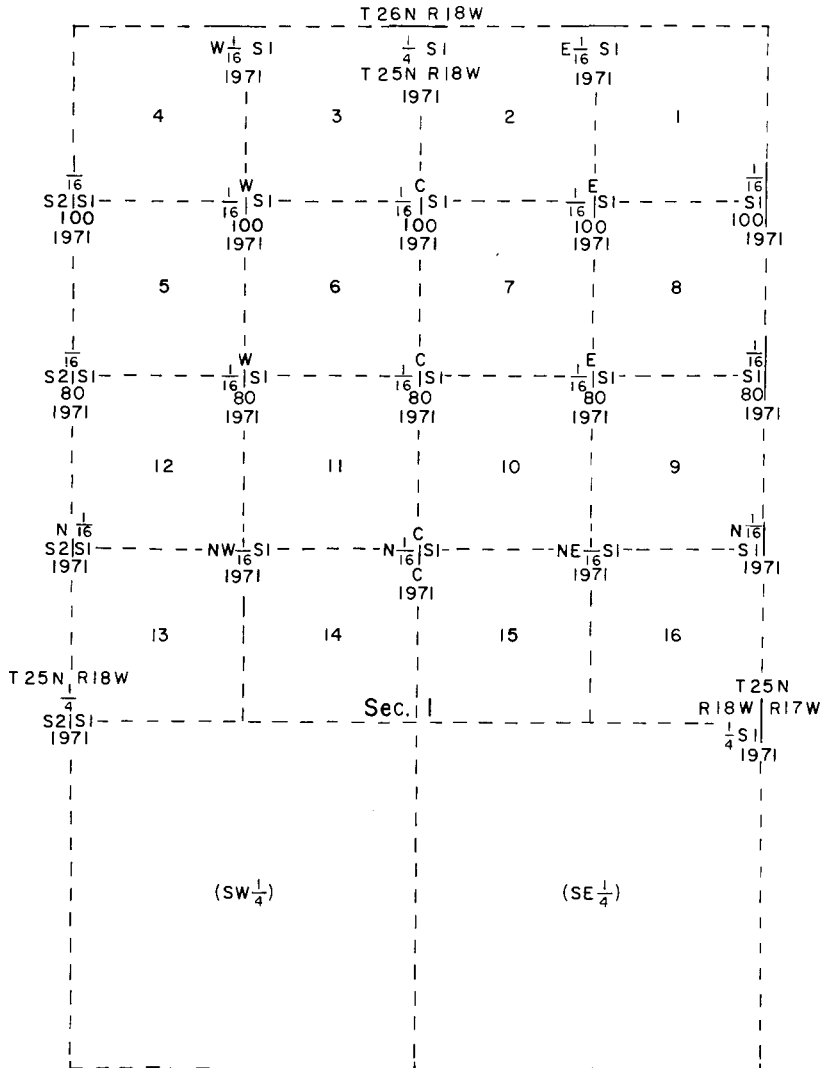


FIGURE 67.—Marks on monuments at corners of an elongated section.

MANUAL OF SURVEYING INSTRUCTIONS

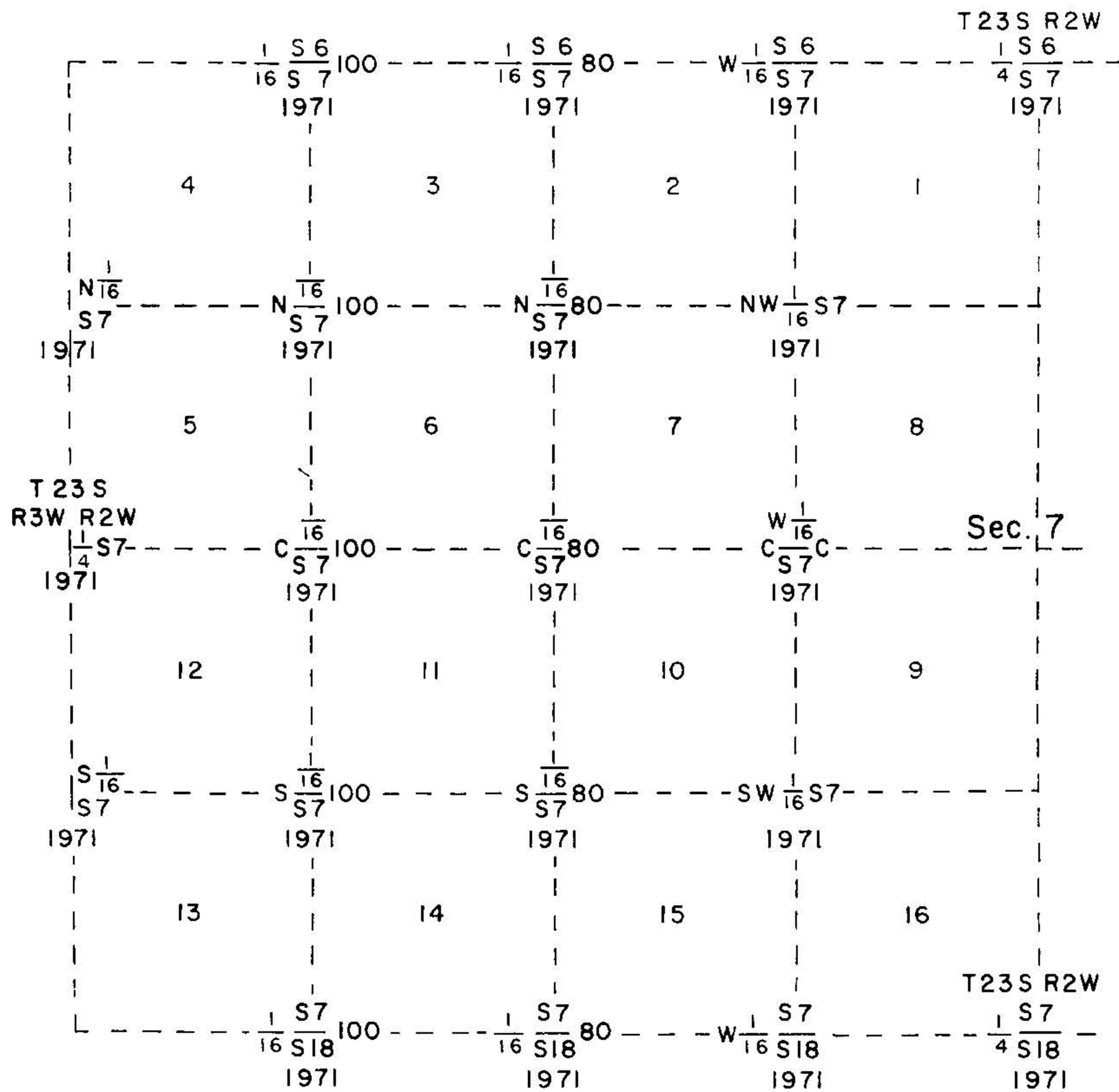



FIGURE 68.—Marks on monuments at corners of an elongated section.

IDENTIFICATION OF CORNERS ON SUBDIVISION OF SECTION LINES



If 1/1024 corners are established they will be marked 1/1024 only

See figs. 65 & 66 MANUAL OF SURVEYING INSTRUCTIONS, 1973, for marks on the monuments

IDENTIFICATION OF CORNERS ON SUBDIVISION

	W-W-W	W-W	E-W-W	W	W-E-W	E-W	E-E-W	W-W-E	W-E	E-W-E						
N-N-N	$\frac{1}{1024}$	$\frac{1}{256}$	$\frac{1}{1024}$	$\frac{1}{64}$	$\frac{1}{1024}$	$\frac{1}{256}$	$\frac{1}{1024}$	$\frac{1}{64}$	$\frac{1}{1024}$	$\frac{1}{256}$	$\frac{1}{1024}$	$\frac{1}{64}$	$\frac{1}{1024}$	$\frac{1}{256}$	$\frac{1}{1024}$	$\frac{1}{256}$
$\frac{1}{256}$	NW-NW-NW	C-N-NW-NW	NE-NW-NW	C-N-N-NW	NW-NE-NW	C-N-NE-NW	NE-NE-NW	C-N-N-N	NW-NW-NE	C-N-NW-NE	NE-NW-N					
N-N	$\frac{1}{1024}$	$\frac{1}{256}$	$\frac{1}{1024}$	$\frac{1}{64}$	$\frac{1}{1024}$	$\frac{1}{256}$	$\frac{1}{1024}$	$\frac{1}{64}$	$\frac{1}{1024}$	$\frac{1}{256}$	$\frac{1}{1024}$	$\frac{1}{64}$	$\frac{1}{1024}$	$\frac{1}{256}$	$\frac{1}{1024}$	$\frac{1}{256}$
$\frac{1}{64}$	C-W-NW-NW	NW-NW	C-E-NW-NW	C-N-NW	C-W-NE-NW	NE-NW	C-E-NE-NW	C-N-N	C-W-NW-NE	NW-NE	C-E-NW-N					
S-N-N	$\frac{1}{1024}$	$\frac{1}{256}$	$\frac{1}{1024}$	$\frac{1}{64}$	$\frac{1}{1024}$	$\frac{1}{256}$	$\frac{1}{1024}$	$\frac{1}{64}$	$\frac{1}{1024}$	$\frac{1}{256}$	$\frac{1}{1024}$	$\frac{1}{64}$	$\frac{1}{1024}$	$\frac{1}{256}$	$\frac{1}{1024}$	$\frac{1}{256}$
$\frac{1}{256}$	SW-NW-NW	C-S-NW-NW	SE-NW-NW	C-S-N-NW	SW-NE-NW	C-S-NE-NW	SE-NE-NW	C-S-N-N	SW-NW-NE	C-S-NW-NE	SE-NW-N					
N	$\frac{1}{1024}$	$\frac{1}{256}$	$\frac{1}{1024}$	$\frac{1}{64}$	$\frac{1}{1024}$	$\frac{1}{256}$	$\frac{1}{1024}$	$\frac{1}{64}$	$\frac{1}{1024}$	$\frac{1}{256}$	$\frac{1}{1024}$	$\frac{1}{64}$	$\frac{1}{1024}$	$\frac{1}{256}$	$\frac{1}{1024}$	$\frac{1}{256}$
$\frac{1}{64}$	C-W-W-NW	C-W-NW	C-E-W-NW	NW	C-W-E-NW	C-E-NW	C-E-E-NW	C-N	C-W-W-NE	C-W-NE	C-E-W-N					
N-S-N	$\frac{1}{1024}$	$\frac{1}{256}$	$\frac{1}{1024}$	$\frac{1}{64}$	$\frac{1}{1024}$	$\frac{1}{256}$	$\frac{1}{1024}$	$\frac{1}{64}$	$\frac{1}{1024}$	$\frac{1}{256}$	$\frac{1}{1024}$	$\frac{1}{64}$	$\frac{1}{1024}$	$\frac{1}{256}$	$\frac{1}{1024}$	$\frac{1}{256}$
$\frac{1}{256}$	NW-SW-NW	C-N-SW-NW	NE-SW-NW	C-N-S-NW	NW-SE-NW	C-N-SE-NW	NE-SE-NW	C-N-S-N	NW-SW-NE	C-N-SW-NE	NE-SW-N					
S-N	$\frac{1}{1024}$	$\frac{1}{256}$	$\frac{1}{1024}$	$\frac{1}{64}$	$\frac{1}{1024}$	$\frac{1}{256}$	$\frac{1}{1024}$	$\frac{1}{64}$	$\frac{1}{1024}$	$\frac{1}{256}$	$\frac{1}{1024}$	$\frac{1}{64}$	$\frac{1}{1024}$	$\frac{1}{256}$	$\frac{1}{1024}$	$\frac{1}{256}$
$\frac{1}{64}$	C-W-SW-NW	SW-NW	C-E-SW-NW	C-S-NW	C-W-SE-NW	SE-NW	C-E-SE-NW	C-S-N	C-W-SW-NE	SW-NE	C-E-SW-N					
S-S-N	$\frac{1}{1024}$	$\frac{1}{256}$	$\frac{1}{1024}$	$\frac{1}{64}$	$\frac{1}{1024}$	$\frac{1}{256}$	$\frac{1}{1024}$	$\frac{1}{64}$	$\frac{1}{1024}$	$\frac{1}{256}$	$\frac{1}{1024}$	$\frac{1}{64}$	$\frac{1}{1024}$	$\frac{1}{256}$	$\frac{1}{1024}$	$\frac{1}{256}$
$\frac{1}{256}$	SW-SW-NW	C-S-SW-NW	SE-SW-NW	C-S-S-NW	SW-SE-NW	C-S-SE-NW	SE-SE-NW	C-S-S-N	SW-SW-NE	C-S-SW-NE	SE-SW-N					
N	$\frac{1}{1024}$	$\frac{1}{256}$	$\frac{1}{1024}$	$\frac{1}{64}$	$\frac{1}{1024}$	$\frac{1}{256}$	$\frac{1}{1024}$	$\frac{1}{64}$	$\frac{1}{1024}$	$\frac{1}{256}$	$\frac{1}{1024}$	$\frac{1}{64}$	$\frac{1}{1024}$	$\frac{1}{256}$	$\frac{1}{1024}$	$\frac{1}{256}$
$\frac{1}{4}$	C-W-W-W	C-W-W	C-E-W-W	C-W	C-W-E-W	C-E-W	C-E-E-W	C	C-W-W-E	C-W-E	C-E-W					
N-N-S	$\frac{1}{1024}$	$\frac{1}{256}$	$\frac{1}{1024}$	$\frac{1}{64}$	$\frac{1}{1024}$	$\frac{1}{256}$	$\frac{1}{1024}$	$\frac{1}{64}$	$\frac{1}{1024}$	$\frac{1}{256}$	$\frac{1}{1024}$	$\frac{1}{64}$	$\frac{1}{1024}$	$\frac{1}{256}$	$\frac{1}{1024}$	$\frac{1}{256}$
$\frac{1}{256}$	NW-NW-SW	C-N-NW-SW	NE-NW-SW	C-N-N-SW	NW-NE-SW	C-N-NE-SW	NE-NE-SW	C-N-N-S	NW-NW-SE	C-N-NW-SE	NE-NW-S					
N-S	$\frac{1}{1024}$	$\frac{1}{256}$	$\frac{1}{1024}$	$\frac{1}{64}$	$\frac{1}{1024}$	$\frac{1}{256}$	$\frac{1}{1024}$	$\frac{1}{64}$	$\frac{1}{1024}$	$\frac{1}{256}$	$\frac{1}{1024}$	$\frac{1}{64}$	$\frac{1}{1024}$	$\frac{1}{256}$	$\frac{1}{1024}$	$\frac{1}{256}$
$\frac{1}{64}$	C-W-NW-SW	NW-SW	C-E-NW-SW	C-N-SW	C-W-NE-SW	NE-SW	C-E-NE-SW	C-N-S	C-W-NW-SE	NW-SE	C-E-NW-S					
S-N-S	$\frac{1}{1024}$	$\frac{1}{256}$	$\frac{1}{1024}$	$\frac{1}{64}$	$\frac{1}{1024}$	$\frac{1}{256}$	$\frac{1}{1024}$	$\frac{1}{64}$	$\frac{1}{1024}$	$\frac{1}{256}$	$\frac{1}{1024}$	$\frac{1}{64}$	$\frac{1}{1024}$	$\frac{1}{256}$	$\frac{1}{1024}$	$\frac{1}{256}$
$\frac{1}{256}$	SW-NW-SW	C-S-NW-SW	SE-NW-SW	C-S-N-SW	SW-NE-SW	C-S-NE-SW	SE-NE-SW	C-S-N-S	SW-NW-SE	C-S-NW-SE	SE-NW-S					
S	$\frac{1}{1024}$	$\frac{1}{256}$	$\frac{1}{1024}$	$\frac{1}{64}$	$\frac{1}{1024}$	$\frac{1}{256}$	$\frac{1}{1024}$	$\frac{1}{64}$	$\frac{1}{1024}$	$\frac{1}{256}$	$\frac{1}{1024}$	$\frac{1}{64}$	$\frac{1}{1024}$	$\frac{1}{256}$	$\frac{1}{1024}$	$\frac{1}{256}$
$\frac{1}{16}$	C-W-W-SW	C-W-SW	C-E-W-SW	SW	C-W-E-SW	C-E-SW	C-E-E-SW	C-S	C-W-W-SE	C-W-SE	C-E-W-S					
N-S-S	$\frac{1}{1024}$	$\frac{1}{256}$	$\frac{1}{1024}$	$\frac{1}{64}$	$\frac{1}{1024}$	$\frac{1}{256}$	$\frac{1}{1024}$	$\frac{1}{64}$	$\frac{1}{1024}$	$\frac{1}{256}$	$\frac{1}{1024}$	$\frac{1}{64}$	$\frac{1}{1024}$	$\frac{1}{256}$	$\frac{1}{1024}$	$\frac{1}{256}$
$\frac{1}{256}$	NW-SW-SW	C-N-SW-SW	NE-SW-SW	C-N-S-SW	NW-SE-SW	C-N-SE-SW	NE-SE-SW	C-N-S-S	NW-SW-SE	C-N-SW-SE	NE-SW-S					
S-S	$\frac{1}{1024}$	$\frac{1}{256}$	$\frac{1}{1024}$	$\frac{1}{64}$	$\frac{1}{1024}$	$\frac{1}{256}$	$\frac{1}{1024}$	$\frac{1}{64}$	$\frac{1}{1024}$	$\frac{1}{256}$	$\frac{1}{1024}$	$\frac{1}{64}$	$\frac{1}{1024}$	$\frac{1}{256}$	$\frac{1}{1024}$	$\frac{1}{256}$
$\frac{1}{64}$	C-W-SW-SW	SW-SW	C-E-SW-SW	C-S-SW	C-W-SE-SW	SE-SW	C-E-SE-SW	C-S-S	C-W-SW-SE	SW-SE	C-E-SW-S					
S-S-S	$\frac{1}{1024}$	$\frac{1}{256}$	$\frac{1}{1024}$	$\frac{1}{64}$	$\frac{1}{1024}$	$\frac{1}{256}$	$\frac{1}{1024}$	$\frac{1}{64}$	$\frac{1}{1024}$	$\frac{1}{256}$	$\frac{1}{1024}$	$\frac{1}{64}$	$\frac{1}{1024}$	$\frac{1}{256}$	$\frac{1}{1024}$	$\frac{1}{256}$
$\frac{1}{256}$	SW-SW-SW	C-S-SW-SW	SE-SW-SW	C-S-S-SW	SW-SE-SW	C-S-SE-SW	SE-SE-SW	C-S-S-S	SW-SW-SE	C-S-SW-SE	SE-SW-S					
	W-W-W	W-W	E-W-W	W	W-E-W	E-W	E-E-W	W-W-E	W-E	E-W-E						
	$\frac{1}{1024}$	$\frac{1}{256}$	$\frac{1}{1024}$	$\frac{1}{64}$	$\frac{1}{1024}$	$\frac{1}{256}$	$\frac{1}{1024}$	$\frac{1}{64}$	$\frac{1}{1024}$	$\frac{1}{256}$	$\frac{1}{1024}$	$\frac{1}{64}$	$\frac{1}{1024}$	$\frac{1}{256}$	$\frac{1}{1024}$	$\frac{1}{256}$

Sec. 10

If 1/1024 corners are established they will be marked 1/1024 only

See figs. 65 & 66 MANUAL OF SURVEYING INSTRUCTIONS, 1973, for marks on the monuments

UNITED STATES
DEPARTMENT OF THE INTERIOR
BUREAU OF LAND MANAGEMENT

OF CORNERS ON SUBDIVISION OF SECTION LINES

W-E-W	E-W	E-E-W	W-W-E	W-E	E-W-E	E	W-E-E	E-E	E-E-E													
D24 1/256 1/1024 1/64 1/1024 1/256 1/1024 1/4 1/1024 1/256 1/1024 1/64 1/1024 1/256 1/1024 1/16 1/1024 1/256 1/1024 1/64 1/1024 1/256 1/1024																						
NW-NE-NW	C-N-NE-NW	NE-NE-NW	C-N-N-N	NW-NW-NE	C-N-NW-NE	NE-NW-NE	C-N-N-NE	NW-NE-NE	C-N-NE-NE	NE-NE-NE	N-N-N											
D24 1/256 1/1024 1/256 1/1024 1/256 1/1024 1/256 1/1024 1/256 1/1024 1/256 1/1024 1/256 1/1024 1/256 1/1024 1/256 1/1024 1/256 1/1024 1/256 1/1024											1/256											
C-W-NE-NW	NE-NW	C-E-NE-NW	C-N-N	C-W-NW-NE	NW-NE	C-E-NW-NE	C-N-NE	C-W-NE-NE	NE-NE	C-E-NE-NE	N-N											
D24 1/256 1/1024 1/64 1/1024 1/256 1/1024 1/64 1/1024 1/256 1/1024 1/64 1/1024 1/256 1/1024 1/64 1/1024 1/256 1/1024 1/64 1/1024 1/256 1/1024											1/64											
SW-NE-NW	C-S-NE-NW	SE-NE-NW	C-S-N-N	SW-NW-NE	C-S-NW-NE	SE-NW-NE	C-S-N-NE	SW-NE-NE	C-S-NE-NE	SE-NE-NE	S-N-N											
D24 1/256 1/1024 1/256 1/1024 1/256 1/1024 1/256 1/1024 1/256 1/1024 1/256 1/1024 1/256 1/1024 1/256 1/1024 1/256 1/1024 1/256 1/1024 1/256 1/1024											1/256											
C-W-E-NW	C-E-NW	C-E-E-NW	C-N	C-W-W-NE	C-W-NE	C-E-W-NE	NE	C-W-E-NE	C-E-NE	C-E-E-NE	N											
D24 1/256 1/1024 1/64 1/1024 1/256 1/1024 1/16 1/1024 1/256 1/1024 1/64 1/1024 1/256 1/1024 1/16 1/1024 1/256 1/1024 1/64 1/1024 1/256 1/1024											1/16											
NW-SE-NW	C-N-SE-NW	NE-SE-NW	C-N-S-N	NW-SW-NE	C-N-SW-NE	NE-SW-NE	C-N-S-NE	NW-SE-NE	C-N-SE-NE	NE-SE-NE	N-S-N											
D24 1/256 1/1024 1/256 1/1024 1/256 1/1024 1/256 1/1024 1/256 1/1024 1/256 1/1024 1/256 1/1024 1/256 1/1024 1/256 1/1024 1/256 1/1024 1/256 1/1024											1/256											
C-W-SE-NW	SE-NW	C-E-SE-NW	C-S-N	C-W-SW-NE	SW-NE	C-E-SW-NE	C-S-NE	C-W-SE-NE	SE-NE	C-E-SE-NE	S-N											
D24 1/256 1/1024 1/64 1/1024 1/256 1/1024 1/64 1/1024 1/256 1/1024 1/64 1/1024 1/256 1/1024 1/64 1/1024 1/256 1/1024 1/64 1/1024 1/256 1/1024											1/64											
SW-SE-NW	C-S-SE-NW	SE-SE-NW	C-S-S-N	SW-SW-NE	C-S-SW-NE	SE-SW-NE	C-S-S-NE	SW-SE-NE	C-S-SE-NE	SE-SE-NE	S-S-N											
D24 1/256 1/1024 1/256 1/1024 1/256 1/1024 1/256 1/1024 1/256 1/1024 1/256 1/1024 1/256 1/1024 1/256 1/1024 1/256 1/1024 1/256 1/1024 1/256 1/1024											1/256											
C-W-E-W	C-E-W	C-E-E-W	C	C-W-W-E	C-W-E	C-E-W-E	C-E	C-W-E-E	C-E-E	C-E-E-E	1/4											
D24 1/256 1/1024 1/64 1/1024 1/256 1/1024 1/4 1/1024 1/256 1/1024 1/64 1/1024 1/256 1/1024 1/16 1/1024 1/256 1/1024 1/64 1/1024 1/256 1/1024											1/4											
NW-NE-SW	C-N-NE-SW	NE-NE-SW	C-N-N-S	NW-NW-SE	C-N-NW-SE	NE-NW-SE	C-N-N-SE	NW-NE-SE	C-N-NE-SE	NE-NE-SE	N-N-S											
D24 1/256 1/1024 1/256 1/1024 1/256 1/1024 1/256 1/1024 1/256 1/1024 1/256 1/1024 1/256 1/1024 1/256 1/1024 1/256 1/1024 1/256 1/1024 1/256 1/1024											1/256											
C-W-NE-SW	NE-SW	C-E-NE-SW	C-N-S	C-W-NW-SE	NW-SE	C-E-NW-SE	C-N-SE	C-W-NE-SE	NE-SE	C-E-NE-SE	N-S											
D24 1/256 1/1024 1/64 1/1024 1/256 1/1024 1/64 1/1024 1/256 1/1024 1/64 1/1024 1/256 1/1024 1/64 1/1024 1/256 1/1024 1/64 1/1024 1/256 1/1024											1/64											
SW-NE-SW	C-S-NE-SW	SE-NE-SW	C-S-N-S	SW-NW-SE	C-S-NW-SE	SE-NW-SE	C-S-N-SE	SW-NE-SE	C-S-NE-SE	SE-NE-SE	S-N-S											
D24 1/256 1/1024 1/256 1/1024 1/256 1/1024 1/256 1/1024 1/256 1/1024 1/256 1/1024 1/256 1/1024 1/256 1/1024 1/256 1/1024 1/256 1/1024 1/256 1/1024											1/256											
C-W-E-SW	C-E-SW	C-E-E-SW	C-S	C-W-W-SE	C-W-SE	C-E-W-SE	SE	C-W-E-SE	C-E-SE	C-E-E-SE	S											
D24 1/256 1/1024 1/64 1/1024 1/256 1/1024 1/16 1/1024 1/256 1/1024 1/64 1/1024 1/256 1/1024 1/16 1/1024 1/256 1/1024 1/64 1/1024 1/256 1/1024											1/16											
NW-SE-SW	C-N-SE-SW	NE-SE-SW	C-N-S-S	NW-SW-SE	C-N-SW-SE	NE-SW-SE	C-N-S-SE	NW-SE-SE	C-N-SE-SE	NE-SE-SE	N-S-S											
D24 1/256 1/1024 1/256 1/1024 1/256 1/1024 1/256 1/1024 1/256 1/1024 1/256 1/1024 1/256 1/1024 1/256 1/1024 1/256 1/1024 1/256 1/1024 1/256 1/1024											1/256											
C-W-SE-SW	SE-SW	C-E-SE-SW	C-S-S	C-W-SW-SE	SW-SE	C-E-SW-SE	C-S-SE	C-W-SE-SE	SE-SE	C-E-SE-SE	S-S											
D24 1/256 1/1024 1/64 1/1024 1/256 1/1024 1/64 1/1024 1/256 1/1024 1/64 1/1024 1/256 1/1024 1/64 1/1024 1/256 1/1024 1/64 1/1024 1/256 1/1024											1/64											
SW-SE-SW	C-S-SE-SW	SE-SE-SW	C-S-S-S	SW-SW-SE	C-S-SW-SE	SE-SW-SE	C-S-S-SE	SW-SE-SE	C-S-SE-SE	SE-SE-SE	S-S-S											
D24 1/256 1/1024 1/256 1/1024 1/256 1/1024 1/256 1/1024 1/256 1/1024 1/256 1/1024 1/256 1/1024 1/256 1/1024 1/256 1/1024 1/256 1/1024 1/256 1/1024											1/256											
W-E-W	E-W	E-E-W	W-W-E	W-E	E-W-E	E	W-E-E	E-E	E-E-E													
D24 1/256 1/1024 1/64 1/1024 1/256 1/1024 1/4 1/1024 1/256 1/1024 1/64 1/1024 1/256 1/1024 1/16 1/1024 1/256 1/1024 1/64 1/1024 1/256 1/1024											1/16											

Sec. 10

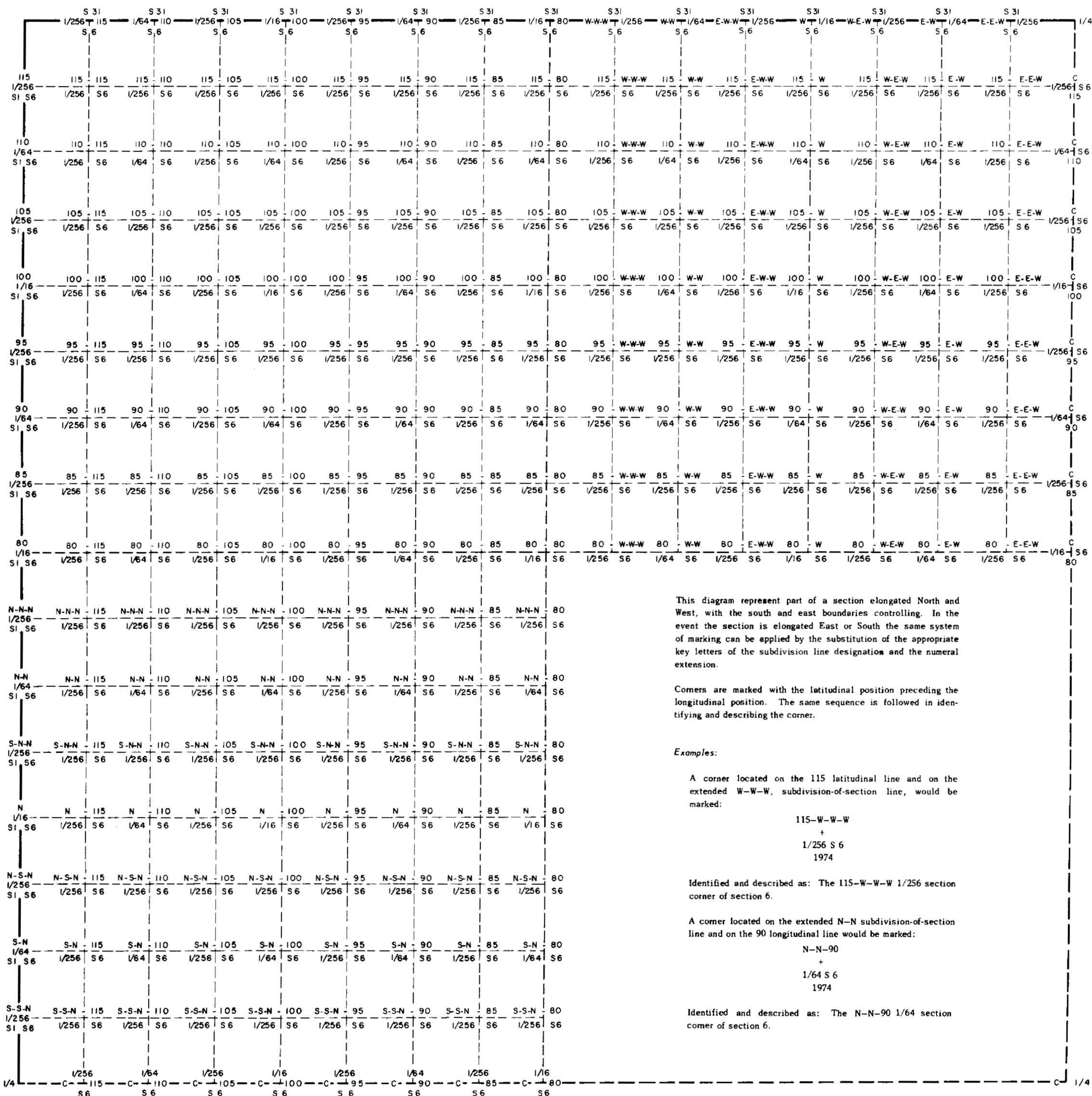
marked 1/1024 only

INSTRUCTIONS, 1973, for marks on the monuments

UNITED STATES
DEPARTMENT OF THE INTERIOR
BUREAU OF LAND MANAGEMENT

MARKINGS FOR CORNERS ON SUBDIVISION LINES OF ELONGATED SECTIONS

(Date to be added to markings shown)



This diagram represent part of a section elongated North and West, with the south and east boundaries controlling. In the event the section is elongated East or South the same system of marking can be applied by the substitution of the appropriate key letters of the subdivision line designation and the numeral extension.

Corners are marked with the latitudinal position preceding the longitudinal position. The same sequence is followed in identifying and describing the corner.

Examples:

A corner located on the 115 latitudinal line and on the extended W-W-W, subdivision-of-section line, would be marked:

115-W-W-W
+
1/256 S 6
1974

Identified and described as: The 115-W-W-W 1/256 section corner of section 6.


A corner located on the extended N-N subdivision-of-section line and on the 90 longitudinal line would be marked:

N-N-90
+
1/64 S 6
1974

Identified and described as: The N-N-90 1/64 section corner of section 6.

MARKINGS FOR CORNERS ON SUBDIVISION LINES OF E

(Date to be added to markings shown)



This diagram rep
West, with the s
event the section
of marking can b
key letters of th
extension.

Corners are mark
longitudinal posi
tifying and descri

Examples:

A corner loc
extended W-
marked:

Identified and
corner of sect

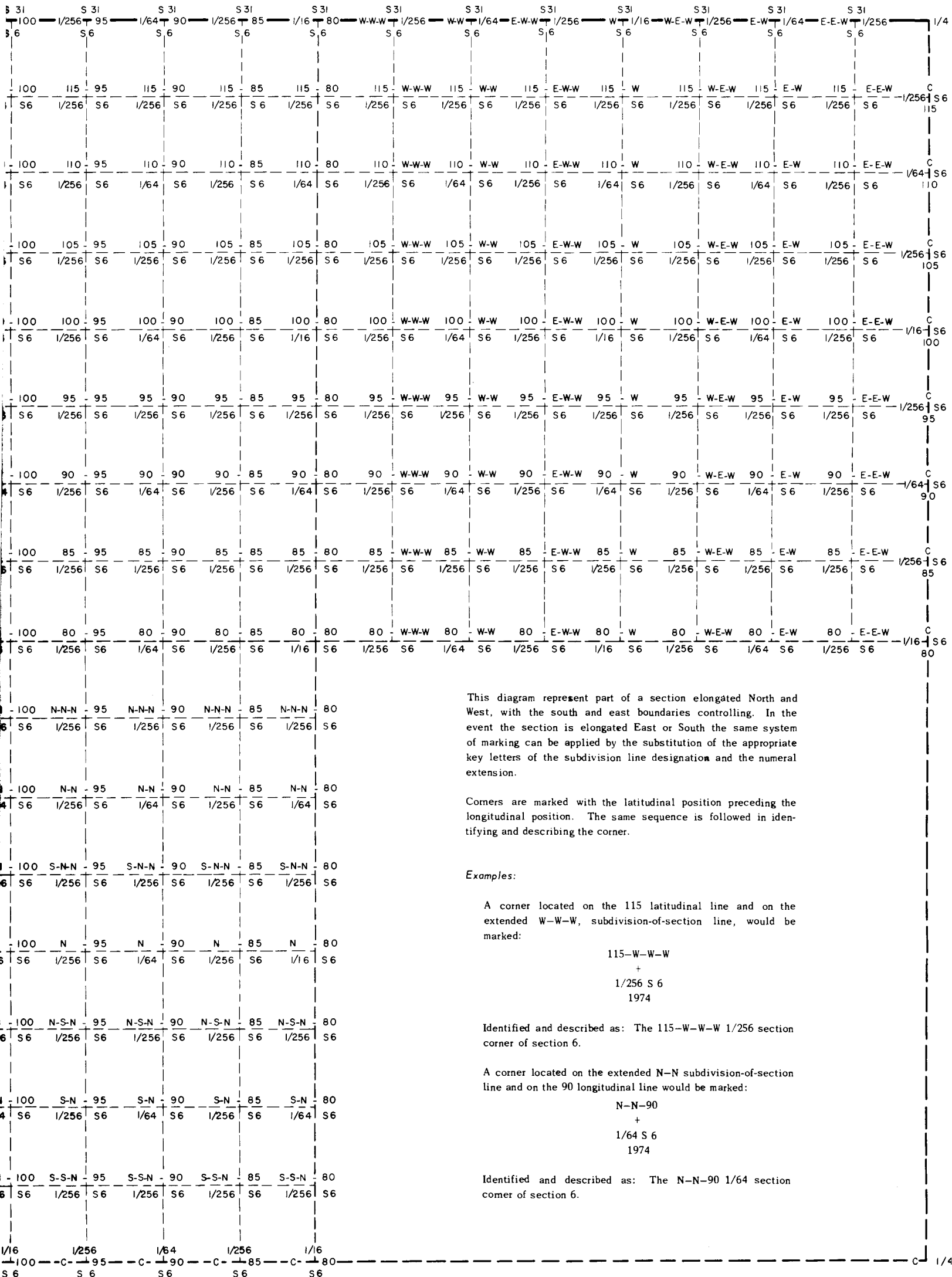
A corner loca
line and on th

Identified an
corner of sect

UNITED STATES
DEPARTMENT OF THE INTERIOR
BUREAU OF LAND MANAGEMENT

CORNERS ON SUBDIVISION LINES OF ELONGATED SECTIONS

(Date to be added to markings shown)



This diagram represent part of a section elongated North and West, with the south and east boundaries controlling. In the event the section is elongated East or South the same system of marking can be applied by the substitution of the appropriate key letters of the subdivision line designation and the numeral extension.

Corners are marked with the latitudinal position preceding the longitudinal position. The same sequence is followed in identifying and describing the corner.

Examples:

A corner located on the 115 latitudinal line and on the extended W-W-W, subdivision-of-section line, would be marked:

115-W-W-W
+
1/256 S 6
1974

Identified and described as: The 115-W-W-W 1/256 section corner of section 6.

A corner located on the extended N-N subdivision-of-section line and on the 90 longitudinal line would be marked:

N-N-90
+
1/64 S 6
1974

Identified and described as: The N-N-90 1/64 section corner of section 6.